



THE INDUSTRY'S MOST COMPLETE REFRIGERATION SOURCE.



2015 CATALOG WORLD

TRUE FOOD INTERNATIONAL, INC.



Proud to be manufactured in the United States.

THE TRUE MISSION

For 70 years TRUE has remained steadfast in our mission "To provide a wide range of American-made commercial refrigeration products that exceed industry quality standards at competitive prices."

Throughout the years, TRUE has maintained a business strategy focused on innovation and capital investment in updated facilities and state-of-the-art technologies. TRUE purchases only the best materials based on the application for our products without compromise for price. As a result, our products are known for their outstanding longevity, dependability and value.

As a privately owned business, TRUE has the unique ability to adjust swiftly and decisively to market trends, employ new strategies for meeting our customers' needs, and address the increasing demands for social responsibility in the manufacturing process. TRUE has expounded upon an expansive program, implemented in the mid 1990s, to reduce our carbon footprint and minimize the environmental impact of our products and operations.

At TRUE, we are not only interested in a leadership role in the commercial refrigeration industry, but also as a leader and model in efficient, responsible manufacturing worldwide.



TO OUR CUSTOMERS
MISSION STATEMENT



1940s

Lenox Avenue House

1945 – Bob Trulaske along with his father Frank, and later his brother Art, collaborate to develop a refrigeration company in their Lenox Avenue house.



Founders Robert Trulaske, left, Frank Trulaske and Art Trulaske

1946 – Bob, Frank and Art manufacture their first product, a 40 cu. ft. upright freezer, the first of its kind.

The U.S. Food Rationing Program limited meat consumption. Homeowners with freezers could bypass restrictions and buy a side of beef in the country and store it indefinitely.

“People came down the alley wanting to buy freezers. I can still see it,” Bob remembered.

In three days, Bob, Frank and Art sold all nine or ten freezers they had used all their capital to build.

1947 – Bob, Frank and Art begin manufacturing Wrapped Rail Roll Top Bottle Coolers for beer and beverages in a multi-story warehouse on Pine Street in downtown St. Louis, Missouri.

1948 – 7UP® approves TRUE Roll Top Bottle Coolers.

1948 – TRUE manufactures approximately 1,000 box fans.



1950s

Frank and Bob Trulaske at Overland Plant

1950 – TRUE develops blower coil evaporator technology and Slant Lid Bottle Coolers.

Royal Crown Cola® Company approves TRUE equipment.



1953 – TRUE moves into a 20,000 sq. ft. facility in Overland, Missouri.

1954 – International sales begin when coolers are sold in the Caribbean and Central America.

1957 – TRUE introduces the GDM-40-30, the first of its Glass Door Merchandisers, groundbreaking for their state-of-the-art fan motor technology and revolutionary “triple-pane” glass design.

1957 – Pepsi-Cola® Company approves TRUE equipment.

TRUE MANUFACTURING COMPANY		A COMPLETE LINE OF BEVERAGE COOLERS	
(1949-1951)		ST. LOUIS, MISSOURI	
24" ROLL TOP	1200	36" ROLL TOP	1000
30" ROLL TOP	1000	36" ROLL TOP	1000
42" ROLL TOP	1000	48" ROLL TOP	1000
Special Number of Shipment			
1949	1000	1950	1000
1950	1000	1951	1000
1951	1000	1952	1000
Total Number of Shipment			
1949	1000	1950	1000
1950	1000	1951	1000
1951	1000	1952	1000

Coolers Shipped in 1949, 1950 and 1951



1960s

TRUE Nameplate

1961 – The first version of the TRUE logo as it appears today was created in 1961.



1966 – Coca-Cola® Company approves TRUE equipment.

1966 – TRUE introduces Flat Top Bottle Coolers, which are still being manufactured today.

1966 – (1960-66) Four additions extend the Overland plant to 42,000 sq. ft.



TRUE Manufacturing in Overland, MO.

RECOGNIZING REFRIGERATION EXCELLENCE TRUE'S 70 YEAR HISTORY



1970s

Bob and Rob Trulaske, O'Fallon, MO.



1980s

NRA, 1985



1990s

First Price List Catalog that Incorporated All Models

1970 – Bob Trulaske writes the company slogan, “TRUE, Best of the Cold Ones.”



National Restaurant Association, 1972

1971 – Bob Trulaske’s son, Robert J. Trulaske Jr., joins the company.



Rob, Frank and Bob Trulaske

1972 – TRUE begins sales within the foodservice industry.

1972 – TRUE builds new headquarters on Cannonball Lane in O’Fallon, Missouri.

1976 – TRUE expands its line of Horizontal Bottle Coolers, Glass Door Merchandisers and Underbar Refrigeration.



Frank Trulaske Jr., Rob Trulaske and Hugh Hackney

1982 – Bob Trulaske’s son, Steven L. Trulaske Sr., joins the company.

1982 – TRUE introduces its T Series and Glass End Merchandisers.

1984 – (1984-2000) Steady growth in demand leads TRUE to increase production and expand factory space at a rapid rate of 100,000 sq. ft. every two and a half years.

The purchase of 638,000 sq. ft. of office/warehouse space in 1998 is the largest addition to date and included T-10, a 200,000 sq. ft. building that would become TRUE’s O’Fallon headquarters.

1985 – TRUE introduces its Undercounter and Worktop lines and T Series Freezers.

1986 – TRUE adds Glass & Plate Chillers to its Underbar Refrigeration line.

1988 – TRUE unveils the new Sandwich/Salad Food Prep Tables that utilize revolutionary patented airflow and hood design.



Undercounter

Glass & Plate Chiller

Sandwich/Salad Unit

1990 – TRUE enhances its printing capabilities by incorporating state-of-the-art, 4-color process, silk screen presses.

1991 – The first price list to include every TRUE model is published.

TRUE introduces the All Stainless Steel Reach-Ins: TS Series.

1992 – (1992-1995) Ground is broken for a production facility in Mexico, Missouri. TRUE expands production with the addition of a 100,000 sq. ft. facility in Pacific, Missouri.



Pacific, MO. Facility

1993 – TRUE introduces a unique Slide Door Upright Reach-In that is NSF 7 approved for food service: TSD Series.

1994 – TRUE starts production on its first Top Mount Reach-In: TM Series.

1995 – TRUE celebrates “50 Years of Excellence.”

TRUE develops its first Heated Cabinet.

1997 – TRUE launches www.truemfg.com.

1999 – TRUE introduces its Dual Temperature T Series, Chef Base units (TRCB), and unveils a Reach-In prototype at NAFEM: the TR Series.





2000s

Robotic Arm



2000s

The University of Missouri
Robert J. Trulaske, Sr. College of Business



2000s

Bowling Green, MO. Plant

Continued growth in the international sales market leads TRUE to open a 100,000 sq. ft. facility in England.



Goldthorpe, S. Yorkshire, England Facility

2000 – TRUE introduces Dual Temperature and Radius Front Glass Door Merchandisers.

TRUE becomes an original ENERGY STAR® partner.



2001 – TRUE launches Spec Series® All Stainless TR Series, a new product line designed specifically for the institutional foodservice marketplace.

2003 – TRUE introduces Horizontal Freezers, Vertical Air Curtains, Curved Glass Display Cases and Spec Series® TA/TG Series.



Bowling Green, MO. Facility

2004 – TRUE opens a 100,000 sq. ft. facility in Bowling Green, Missouri.

TRUE introduces new technology to its manufacturing processes such as waterjets, multibend centers and robotic arms.

2005 – TRUE celebrates 60 years and moves into the newly renovated office space known as T-10.



TRUE Headquarters, O'Fallon, MO.

2006 – TRUE offers close to 800 models. TRUE creates scholarships for the College of Business at the University of Missouri.

2007 – The University of Missouri renames their College of Business in honor of Robert J. Trulaske Sr.

A Celebration of Life



1918-2004
Robert J. Trulaske Sr.



1949-2008
Robert J. Trulaske Jr.

2008 – TRUE Professional Series® is officially introduced.

2009 – TRUE introduces its "Making Your World Cooler" logo.



2010 – TRUE celebrates 65 years of continued success.



2010 – ENERGY STAR® approves 79 TRUE models.

2010 – TRUE embarks on a widespread collaboration to identify and eliminate waste throughout its manufacturing process. This journey of Continuous Improvement has integrated leadership and the workforce, and increased efficiency and ergonomics for the company as a whole and the individuals who sustain it.



Lean Flow Line

RECOGNIZING REFRIGERATION EXCELLENCE TRUE'S 70 YEAR HISTORY



2010s

Cosma Machine



2010s

Solar Panels at TRUE's Headquarters



2010s

New LED Lighting

2012 – For the 12th consecutive year, TRUE is recognized as “Best in Class” amongst equipment & supply manufacturers.



2012 – TRUE continues to grow to meet customer demands with the expansion of its Bowling Green facility to 400,000 sq. ft.



Food Prep Units



STR Series

2012 – TRUE partners with Cosma, a technologically advanced company that designed and built a production line uniquely adapted to the carefully crafted manufacturing process that makes our equipment the finest in the industry. The Cosma is not just a machine. It is a series of 24 separate machines linked together to fabricate high-quality parts, accurately, in 30 seconds or less.

2012 – TRUE releases its new TFP Food Prep line and the second generation of its Spec Series®.

2014 – We have partnered with Missouri’s Brightergy, who has designed and installed solar power systems on 23 True building locations. This allows TRUE to produce 756,502 Kilowatt hours of energy and reduce our carbon emissions by 1,176,717 pounds per year.

2015 – TRUE celebrates 70 years of continued success.



70 years of commercial refrigeration focus have enabled TRUE to become experts in the design and development of our products.

As an innovator in the industry, TRUE continues exploring new strategies for revolutionizing the future of refrigeration including, alternative refrigerants, LED lighting, and overall energy efficiency.



**Hydrocarbon...
The New Cool!**

ENVIRONMENTALLY FRIENDLY:
Hydrocarbon refrigerant = ZERO ozone depletion and reduces global warming potential from 1,300 to 3.

Hydrocarbon is a natural refrigerant that is widely used in Europe in more than 300 million household refrigerators and more than one million commercial coolers and freezers due to its energy savings and low impact on the environment.





2014 BEST IN CLASS

FE&S BEST IN CLASS RESULTS

WHAT IS BEST IN CLASS?

Foodservice operators, dealers and consultants vote in Foodservice Equipment and Supplies magazines annual Best In Class study to honor the best foodservice equipment and supplies manufacturers based on seven performance targets: product quality, product value, product design and aesthetics, service and support, sales representation, product inventory and availability, and product information availability.

While every foodservice equipment and supplies manufacturer contributes to the industry's success in their own way, these comprehensive results highlight those factors that establish the benchmark for understanding and meeting the needs of the entire distribution channel. Being named a Best in Class winner by FE&S represents one of the highest honors for members of the foodservice equipment and supplies industry.

TRUE Manufacturing has been recognized among equipment and supply manufacturers as "Best in Class" in their ability to provide outstanding product service to the foodservice industry.

FE&S MAGAZINE

FOURTEEN CONSECUTIVE YEARS
BEST IN CLASS



Pictured left to right: STR2R-2S and T-49

UPRIGHT/REACH-IN

2001 – 2014



Pictured left to right: TSSU-48-12 and TPP-67D-2

REFRIGERATED PREP TABLES

2001 – 2014



Pictured left to right: TBB-24-48G-S-LD and TD-65-24

UNDERBAR REFRIGERATION

2007, 2009 – 2014



20 BEST IN
14 CLASS

FE&S BEST IN CLASS RESULTS

20 OVERALL

Upright Reach-In Refrigeration

14

Refrigerated Prep Tables

Underbar Refrigeration

20 DEALERS

Upright Reach-In Refrigeration

14

Refrigerated Prep Tables

Underbar Refrigeration

20 CONSULTANTS

Upright Reach-In Refrigeration

14

Refrigerated Prep Tables

Underbar Refrigeration

20 OPERATORS

Upright Reach-In Refrigeration

14

Refrigerated Prep Tables

Underbar Refrigeration





70 years of commercial refrigeration focus have enabled TRUE to become experts in the design and development of our systems. While energy efficiency has always been part of our design process, we continue to utilize new technologies to improve our systems to be the most efficient in the industry, without sacrificing the performance that ultimately provides food safety for our customers throughout the World.

At TRUE, we are continually searching out environmentally friendly components and processes that will reduce our carbon footprint. This process encapsulates both our approach to manufacturing as well as our approach to the performance of our equipment.



COMMITTED TO SUSTAINABILITY

TRUE is meeting and exceeding CEC and DOE energy standards without sacrificing quality through the following methods:



* Our Reverse Condenser Fan Motor reverses during defrost off cycles to help keep condenser coils free from dirt, dust and debris. Keeping coils clean optimizes the units performance, providing colder holding temperatures, increased energy efficiency and emphasizes green innovation.

* Utilizing green materials and components such as recycled composite materials and Ecomate[®], the blowing agent with a Global Warming Potential (GWP) of Zero and an Ozone Depletion Potential (ODP) of Zero. Developing refrigeration equipment operating on Natural Refrigerants (near "0" GWP).

* TRUE equipment meets RoHS compliance. RoHS stands for "Restriction of the use of certain Hazardous Substances" in electrical and electronic equipment. We reduced the use of major hazardous substances in the production of TRUE products, such as lead, mercury and cadmium by 99%.

• CEC: California Energy Commission • DOE: US Department of Energy

STARTS AT HOME
SUSTAINABILITY



Production Processes

Just a few of the improvements TRUE has made in our production processes...

- Closed loop water systems (conserves water)
- Powder coating (reduces VOCs)
- Printing with UV inks (eliminates solvents)
- Ecomate[®] foam insulation (0% GWP/ODP)
- Material recycling

2013 compared to 2000, TRUE has...

- Reduced water usage by 46% per square foot.
- Shown a 99.97% reduction in TRI (Toxic Release Inventory) reported chemical releases.
- Reduced the release of CO₂ by 502,000 metric tons—the equivalent of removing 105,684 cars off the road last year.
- Reduced natural gas consumption by 50% per square foot.
- Recycled 100% of scrap metal.

TRUE Harnesses the Power of the Sun

We have partnered with Missouri's Brightergy, who has designed and installed solar power systems on 23 True building locations. This allows TRUE to produce 756,502 Kilowatt hours of energy and reduce our carbon emissions by 1,176,717 pounds per year.

Our 23 solar arrays, consisting of a total of 2,070 total solar panels, will be seamlessly integrated into the Ameren Missouri power grid.

Environmental Savings from Solar Power

- Produces enough electricity for 1,441 60 Watt light bulbs 24-hours-a-day for a year.
- The equivalent of planting 437 acres of United States forest.
- The equivalent of recycling 200 tons of waste each year.
- Enough clean energy to power 55 homes for a year.

TRUE's Facilities and People

Energy Conservation

- Replaced rooftop air conditioners with more efficient Economizer units. The units use fresh air virtually "free" for cooling during the fall, winter and early spring.
- Solar water heating.
- Reduced office lighting load by 30%.

Sustainable Alternatives

- Installed automated water faucets and hand dryers to regulate water usage and reduce paper towel waste.
- Cafeteria switched from Styrofoam plates and bowls to environmentally-friendly paper products.
- Implemented the Box-on-Demand machine for all part shipments. This machine custom makes boxes to the shape and size of each part sent out, thereby reducing the amount of cardboard used for these shipments. Additionally, any scrap produced by this machine is shredded and re-used as packaging material, reducing our reliance on Styrofoam.

Recycling Program

- Paper, plastic bottles, aluminum cans, cardboard, clear plastic, mixed metals.
- Cumulative savings of 6420 tons of material out of landfills since January 2008 – the equivalent of removing the annual CO₂ emissions of 1632 homes.



TRUE is an original ENERGY STAR[®] partner for commercial refrigeration



WORLD HEADQUARTERS – O'FALLON, MISSOURI

212,917 SQ. M.



MEXICO – MISSOURI PLANT

37,756 SQ. M.



BOWLING GREEN – MISSOURI PLANT

37,162 SQ. M.



PACIFIC – MISSOURI PLANT

37,162 SQ. M.



GOLDTHORPE, S. YORKSHIRE – ENGLAND

9,291 SQ. M.



**EARTH CITY – MISSOURI
NEW DISTRIBUTION CENTER**

50,410 SQ. M.

384,698 TOTAL SQUARE METRES

PRODUCTION FACILITIES

WAREHOUSE LOCATIONS



- 1 Burnaby, Canada
- 2 Mississauga, Canada
- 3 Montreal, Canada
- 4 Mexico City, Mexico



- 5 Goldthorpe, United Kingdom
- 6 Ballindine, Republic of Ireland
- 7 Waddinxveen, Netherlands
- 8 Gennevilliers, France
- 9 Madrid, Spain



- 10 Callao, Peru
- 11 Santiago, Chile



- 12 Melbourne, Australia
- 13 Brisbane, Australia

PRODUCTION POLICY

EQUIPMENT CANCELLATIONS

Goods may not be returned without prior written approval from True. Upon authorization by True, the following handling charges will apply:

- Standard Products - 10%
- Custom Built Products - Not Returnable
- Goods returned must be shipped prepaid. All costs incurred to repair, recreate, and restore to new condition will be deducted from the net credit.

CUSTOMER FREIGHT DAMAGE PROCEDURE

Before signing the carrier's freight bill the customer should do the following:

Visible Damage:

1. Inspect shipment for any damage. If you see damage or feel there may be concealed damage, mark the carrier's copy of the freight bill "damaged", so you may file a freight claim.
2. If there is damage to your shipment, action must be taken by you to refuse the shipment or notify the carrier within 24 hours of receipt. It is the duty of the carrier to give you a written report upon notification of damage.
3. For visible damage do not accept delivery unless the condition is noted on your copy of the freight bill and signed by the driver.

Concealed Damage:

4. If the damage is concealed, notify the carrier within 24 hours by phone and in writing. Ask them to send in their agent to complete an inspection report. Keep all crating/cartons and merchandise for inspection.

Export crating is recommended on all equipment that is not containerized from our factory. If export crating is not used, True can not be held responsible for any damage that may occur during overseas shipment. This is only available out of the factory for an additional cost.

1



REFRIGERATION SYSTEM

By matching and balancing oversized compressors, evaporators and condenser coils, TRUE engineers environmentally friendly refrigeration systems with shorter run times, lower energy consumption and the industry's coldest holding temperatures. TRUE's evaporator coils have 20-40% more surface area than the industry standard resulting in faster pull down of product temperatures and quicker recovery times. By utilizing the largest condensers in the industry with more standard passes, TRUE units will ensure better food preservation in the hottest, most extreme foodservice environments.


2



FAN MOTORS

TRUE uses completely sealed, oil-filled, self lubricating, low velocity fan motors with a life expectancy of 15-20 years. The motors are matched with larger fan blades giving TRUE cabinets high volume, low velocity airflow that produces a large volume of air passing across the evaporator at a slow rate which allows for faster recovery and better uniform temperature throughout the refrigeration unit.

3



HIGH-DENSITY INSULATION

TRUE continues its commitment to sustainability by pioneering the use of Ecomate[®], a foamed in place, CFC free polyurethane, high-density insulation. Ecomate[®] provides unparalleled strength, rigidity, and an increase to an already industry-exceeding insulation factor, with zero ozone depletion potential (ODP) and zero global warming potential (GWP).

4



OUTSTANDING AFTER-SALE SUPPORT

Along with its 3-year parts & labor warranty, TRUE's exclusive 5-year compressor/condensing unit warranty is the envy of the industry. At no additional cost, our customers enjoy the option of having the entire condensing unit replaced. This consists of a new compressor, condenser, start components, and fan motor—all of which are pre-assembled and shipped from the factory.

5



SHELVING


TRUE internally manufactures their own heavy-duty shelves utilizing larger diameter steel for strength with 1/2" spacing on top support bars for ease of use. The shelves are then bonded with powdered PVC to prevent chipping and peeling which is prevalent in competitors' standard epoxy coated shelves.

TO MAKE A TRUE CHOICE

TOP 10 REASONS

CUSTOMER SERVICE

Along with our extensive group of regional factory salespeople and international salespeople, TRUE employs our own internal customer service, parts customer service, and technical support to be there to help at any time throughout the life of the cabinet. Our dedicated staff is your premier source for educated sales, design, and after-sale support.



ENERGY STAR®

TRUE is committed to eco-friendly manufacturing by meeting and surpassing the energy standards without sacrificing performance. By using oversized, higher capacity, balanced refrigeration systems, TRUE outperforms industry efficiency expectations.



MADE IN THE USA

TRUE is committed to producing high quality products that are manufactured in the USA. TRUE manufactures each cabinet using an industry leading combination of high quality metals and components designed to optimize cabinet performance.



100% RUN TESTING

In order to verify that all units are manufactured properly and to specification, TRUE run tests every single model as part of the final quality inspection before releasing the unit into finished goods inventory.



AVAILABILITY

TRUE builds for inventory, which allows for a near 100% fill rate on standard items with a 2-3 day turn around from the time the purchase order is received and processed. TRUE maintains an extensive level of inventory in our Missouri-based manufacturing facilities.



6

7

8

9

10



GDM

Glass Door Merchandiser



TRCB

Chef Base



TSSU

Salad/Sandwich Unit

AC _____ Air Curtain
 ADA _____ American Disability Act Compliant
 AL _____ Angled Lid
 C _____ Convenience Store Cooler
 CD _____ Cold Deli
 CT _____ Club Top
 D _____ Drawer
 DG _____ Dry Goods
 DS _____ Dual Sided
 DT _____ Dual Temperature
 F _____ Freezer
 FC _____ Floral Case
 FG _____ Glass Door Freezer
 FL _____ Flat Lid
 FR _____ Food Rated
 FZ _____ Zero Degree Freezer
 GAL _____ Galvanized Top
 G4SM _____ Four-Sided Glass
 G _____ Glass Door
 GC _____ Glass/Plate Chiller
 GS _____ Glass Sided
 GDIM _____ Glass Door Ice Merchandiser
 GDM® _____ Glass Door Merchandiser
 GEM _____ Glass End Merchandiser
 HD _____ Heavy Duty
 L _____ Low-Height

LD _____ LED Lighting
 LP _____ Low Profile
 MB/MC _____ Mega Top
 NT _____ No Tank (Ice Merchandisers)
 PT _____ Pass-Thru
 RC _____ Remote Condenser
 RF _____ Radius Front
 RI _____ Roll-In
 RGS _____ Rotating Glass Shelf
 RL _____ Rear Load
 RT _____ Roll-Thru
 S _____ Stainless Steel
 SD _____ Slide Door
 SI _____ Sign
 SL _____ Slim Line
 SSL _____ Super Slim Line
 SS _____ Stainless Steel Interior
 ST _____ Split Top
 STR/STA/STG _____ Spec Series® Models
 T _____ TRUE
 T-Series _____ Upright Reach-In
 TAC® _____ Vertical Air Curtain
 TBB _____ Back Bar
 TCGD _____ Curved Glass "Dry" Display Bakery Case
 TCGDZ _____ Curved Glass Dual Zone Display Case
 TCGG _____ Curved Glass Gravity Coil Deli Case

TCGR _____ Curved Glass Forced Air Bakery Case
 TD _____ Deep Well Horizontal Bottle Cooler
 TDB _____ Back Bar/Direct Draw
 TDBD _____ Double Duty Deli
 TDC _____ Dipping Cabinet
 TDD _____ Direct Draw
 TFM _____ Frozen Merchandiser
 TFP _____ Food Prep Table
 THAC _____ Horizontal Air Curtain
 THDC _____ Horizontal Dipping Cabinet
 TMC _____ TRUE Milk Cooler
 TPP _____ Pizza Prep Table
 TRCB _____ TRUE Chef Base
 TSID _____ Single Duty Deli
 TSSU _____ Sandwich/Salad Unit
 TS _____ Stainless Exterior and Interior Reach-In
 TSD _____ Slide Door
 TUC _____ Undercounter
 TVM _____ Visual Merchandiser
 TWT _____ Work Top
 W _____ Wine Merchandiser

NOMENCLATURE



T-SERIES

Traditional Reach-In's



TUC

Undercounters



TBB

Underbar Refrigeration

NOMENCLATURE	14
TRADITIONAL REACH-IN'S	18-33
T Series	
Stainless Front & Floor - Aluminum Sides & Interior Walls	
Refrigerators	21
Freezers	23
TSD SERIES - SLIDE DOOR	
Stainless Front & Floor - Aluminum Sides & Interior Walls	
Refrigerators	25
DT SERIES - DUAL TEMPERATURE	
Stainless Front & Floor - Aluminum Sides & Interior Walls	
Dual Temperature	25
TH SERIES - HEATED CABINET	
Stainless Front & Interior - Aluminum Sides	
Heated Cabinets	27
TS SERIES - STAINLESS STEEL	
Stainless Exterior and Interior - Aluminum Back	
Refrigerators	29
Freezers	31
STM SERIES - TOP MOUNT	
Refrigerators & Freezers	33
SPEC SERIES® (STR/STA/STG)	34-49
Specification Series Nomenclature System	34
Reach-In Refrigerators	37
Pass-Thru Refrigerators	39
Reach-In/Pass-Thru Freezers	41
Reach-In Dual Temperature	43
Reach-In/Pass-Thru Heated Cabinets	45
Roll-In/Roll-Thru Refrigerators & Freezers	47
Roll-In/Roll-Thru Heated Cabinets	49

FOOD PREP TABLES	50-61
Sandwich/Salad Units	53
Mega Top Sandwich/Salad Units	55
ADA Compliant Sandwich/Salad Units	57
Pizza Prep Tables	59
Food Prep Units	61
UNDERCOUNTERS	62-69
Refrigerators & Freezers	65
Deep Refrigerators & Freezers	67
ADA Compliant & Low Profile Undercounters	69
WORKTOPS	70-77
Refrigerators & Freezers	73
Deep Refrigerators & Freezers	75
ADA Compliant Worktops	77
CHEF BASES	78-81
Refrigerated Chef Bases	81
MILK COOLERS	82-85
Refrigerated Milk Coolers	85
GLASS DOOR MERCHANDISERS	86-101
Swing Door Refrigerators	89
Slide Door Refrigerators	91
Radius Front Door Refrigerators	91
Freezers & Ice Merchandisers	93
Glass End Merchandisers	95
Glass Four Sided Merchandisers	95
Convenience Store Merchandisers	97
Counter-Top Merchandisers	97
Floral Cases & Wine Merchandisers	99
White with White Trim Refrigerators & Freezers	101

AIR CURTAINS	102-107
Vertical Air Curtains	105
Horizontal Air Curtains	107
HORIZONTAL FREEZERS & DIPPING CABINETS	108-113
Horizontal Freezers	111
Dipping Cabinets	113
DISPLAY CASES	114-125
Single Duty Deli Cases	117
Low-Height Single Duty Deli Cases	117
Double Duty Deli Cases	119
Curved Glass Deli Case	121
Curved Glass Refrigerated Bakery Cases	123
Curved Glass Refrigerated Cold Deli & Dual Zone Cases	123
Curved Glass Dry Bakery Cases	125
UNDERBAR REFRIGERATION	126-137
Direct Draw Beer Dispensers	129
Club Top Direct Draw Beer Dispensers	129
Back Bar Coolers	131
Stainless Steel Back Bar Coolers	131
610mm Back Bar Coolers	133-135
Horizontal Bottle Coolers	137
Glass & Plate Chillers/Frosters	137
ACCESSORIES	138-159
Remote Models	152
Prep Table Pan Sizes & Configuration	153
TAC & THAC Accessories	154-155
Spec Series Accessories	156-158
GDM Sign Graphics	159
Stainless Upcharge Special Pricing	160
International Voltage Upcharge	161
Quick Reference Pricing Guide	162-165
Quick Response Codes	166-167

TABLE OF CONTENTS



TRUE'S SPEC SERIES®

The Consultants Choice

TRUE'S TRADITIONAL REACH-IN'S

The Most Popular Line in America



T SERIES • TS SERIES • STM SERIES • STR SERIES • STA SERIES • STG SERIES

UPRIGHT REACH-INS

T-SERIES

FEATURES

INTERIOR NSF approved, aluminum side walls and back (Heated Cabinet models have stainless steel interior). Stainless steel floor.

EXTERIOR Stainless steel front, anodized quality aluminum finished sides, back, and top.

SHELVING (3) Heavy duty, PVC coated wire shelves per section.

TS-SERIES

FEATURES

INTERIOR Stainless steel walls, stainless steel door liner, and stainless steel floor.

EXTERIOR Stainless steel front and sides with matching aluminum back.

SHELVING (3) Heavy duty, PVC coated wire shelves per section.

STM SERIES

FEATURES

INTERIOR Aluminum side walls & back. Stainless steel floor & ceiling.

EXTERIOR Stainless steel door & front with matching aluminum sides.

SHELVING (3) Heavy duty, PVC coated wire shelves per section.

RANKED #1 IN THE INDUSTRY
TRUE REACH-INS



Proud to be manufactured in the United States.



T-SERIES



scan for video

True[®]
REFRIGERATION



TRADITIONAL REACH-INS

Proven performance in refrigerated and frozen food storage. All cabinets are NSF-7 approved for open food products. Castors and locks are standard. T-Series is the #1 selling reach-in line in the foodservice industry.



T-12



T-23



T-49



T-19G



T-72-6



T-23PT

Remote cabinets and condensing units available for models T-23, T-49 and T-72 (see pg. 152).

Remote cabinets available 14% off list (condensing units supplied by others; system comes standard with 404A expansion valve and requires R404A refrigerant). Consult factory technical service dept. for BTU information.

features/benefits

- Oversized and balanced, environmentally-friendly (134A), refrigeration system, factory sealed and pre-lubricated for long life - holds 33°F to 38°F (0.5°C to 3.3°C).
- Stainless steel front (the finest stainless available).
- Interior - attractive, NSF approved, clear aluminum with stainless steel floor.
- Anodized quality aluminum ends, back and top.
- Positive seal self-closing doors with factory tested (over 1,000,000 times) lifetime guaranteed door hinges and torsion type closure system.
- Energy efficient, "Low-E", thermal insulated glass doors.
- Adjustable, heavy-duty, PVC-coated wire shelves.
- Foamed-in-place using Ecomate. A high density, polyurethane insulation with zero ozone depletion potential (ODP) and zero global warming potential (GWP).
- 4" (102mm) diameter swivel castors standard (leg levelers standard for T-12 & T-12G; 2½" (64mm) diameter swivel castors standard equipment for T-19 & T-19G).
- Door locks standard (not available on T-12 & T-12G).
- Exterior temperature display (not available on T-12 & T-12G).
- Legs available for most models (not available on T-12 & T-12G).
- Incandescent interior lighting on solid door models. Fluorescent interior lighting on glass & combo door models (excludes T-12G)
- Extruded, aluminum door frames on glass doors.
- Lifetime guaranteed recessed door handles on solid door models.
- Alternative hinge orientation available on most T-23, T-49, and T-72 models. Contact factory for specifics.

Bottom Mounted Units Feature...

- A "no-stoop", lower shelf.
- Allows for top storage.
- Compressor performs in the coolest, most grease-free area of kitchen for ease of compressor load.
- Compressor can be serviced easily, and accessed by a single repairman.

T-SERIES TRADITIONAL REACH-IN'S

Solid & Glass, Full & Half Door Reach-In & Pass-Thru Refrigerators



model	swing doors	# of shelves	hp	amps	crated weight (kg.)	cabinet dimensions (mm) l d h*
SOLID DOORS						
T-12	1	3	1/3	4.9	91	632 x 588 x 1604
T-19	1	3	1/3	8.9	109	686 x 623 x 1912
T-23	1	3	1/3	7.6	132	686 x 750 x 1991
T-35	2	6	1/3	7.3	168	1004 x 750 x 1991
T-43♦♦	2	6	1/3	5.8	182	1194 x 750 x 1991
T-49	2	6	1/3	5.8	193	1375 x 750 x 1991
T-72	3	9	1/2	9.6	279	1985 x 750 x 1991

* Height does not include 5" (127mm) for castors or 6" (153mm) for optional legs (3 1/4" (83mm) castor height for T-19).

* Height on T-12 does not include 1" (26mm) for upper door hinge.

note: T-12 standard with leg levelers, optional 2 1/2" (64mm) diameter castors available, legs not available.

♦ Currently not available in 230/240V/50Hz.

♦♦ Currently not available in 208/230V/60Hz.

model	swing doors	# of shelves	hp	amps	crated weight (kg.)	cabinet dimensions (mm) l d † h*
GLASS DOORS						
T-12G♦	1	3	1/3	5.0	100	632 x 594 x 1604
T-19G♦♦	1	3	1/3	8.9	116	686 x 629 x 1912
T-23G	1	3	1/3	7.9	134	686 x 756 x 1991
T-35G	2	6	1/3	7.3	177	1004 x 756 x 1991
T-49G	2	6	1/3	5.8	211	1375 x 756 x 1991
T-72G	3	9	1/2	9.6	304	1985 x 756 x 1991

† Depth does not include 1 3/8" (35mm) for door handles.

* Height does not include 5" (127mm) for castors or 6" (152mm) for optional legs (3 1/4" (83mm) castor height for T-19G).

* Height on T-12G does not include 1" (26mm) for upper door hinge.

note: T-12G standard with leg levelers, optional 2 1/2" (64mm) diameter castors available, legs not available.

♦ Currently not available in 230/240V/50Hz.

♦♦ Currently not available in 208/230V/60Hz.

model	swing doors	# of shelves	hp	amps	crated weight (kg.)	cabinet dimensions (mm) l d † h*
SOLID HALF DOORS						
T-23-2	2	3	1/3	7.6	134	686 x 750 x 1991
T-49-4	4	6	1/3	5.8	198	1375 x 750 x 1991
T-72-6	6	9	1/2	9.6	279	1985 x 750 x 1991

model	swing doors	# of shelves	hp	amps	crated weight (kg.)	cabinet dimensions (mm) l d † h*
GLASS HALF DOORS						
T-23G-2	2	3	1/3	7.9	141	686 x 756 x 1991
T-49G-4	4	6	1/3	5.8	223	1375 x 756 x 1991

model	swing doors	# of shelves	hp	amps	crated weight (kg.)	cabinet dimensions (mm) l d † h*
COMBINATION HALF DOORS						
T-23-1-G-1	1 gls - 1 s/s	3	1/3	7.9	132	686 x 756 x 1991
T-49-2-G-2	2 gls - 2 s/s	6	1/3	5.8	216	1375 x 756 x 1991

† Depth does not include 35mm (1 3/8") for door handle (glass door models only).

* Height does not include 127mm (5") for castors or 153mm (6") for optional legs.

model	swing doors	# of shelves	hp	amps	crated weight (kg.)	cabinet dimensions (mm) l d h*
PASS-THRU SOLID FRONT DOORS/SOLID REAR DOORS						
T-23PT♦	2	3	1/3	7.6	148	686 x 816 x 1991

* Height does not include 5" (127mm) for castors or 6" (153mm) for optional legs.

♦ Currently not available in 208/230V/60Hz.

All dimensions are rounded up to the nearest whole millimeter.

Specifications subject to change without notice.

True Website: www.truemfg.com

T-SERIES TRADITIONAL REACH-IN'S



T-23F



T-35F



T-19FZ



T-72FG



T-23F-2



T-49F-4

Remote cabinets and condensing units available for models T-23F, T-49F and T-72F (see pg. 152).

Remote cabinets available 14% off list (condensing units supplied by others; system comes standard with 404A expansion valve and requires R404A refrigerant). Consult factory technical service dept. for BTU information.

features/benefits

- Oversized and balanced, environmentally-friendly (404A), refrigeration system.
- -10°F (-23.3°C) temperature (air off evaporator coil, -20°F (-28.9°C)) holds frozen food and ice cream (T-19FZ maintains 0°F (-18°C)).
- Stainless steel front (the finest stainless available).
- Interior - attractive, NSF approved, clear aluminum and stainless floor.
- Anodized quality aluminum ends, back and top.
- Standard backguard improves airflow.
- Large evaporator and coil heater permit short defrost cycle.
- Automatic defrost system time-initiated, temperature-terminated.
- Automatic evaporator fan motor delay during defrost cycle.
- Lifetime guaranteed recessed door handles on solid doors.
- Extruded, aluminum door frames on glass doors.
- Positive seal self-closing doors with factory tested (over 1,000,000 times) lifetime guaranteed door hinges and torsion type closure system.
- Adjustable, heavy-duty, PVC-coated wire shelves.
- Energy efficient, triple pane, thermal insulated glass on glass door models.
- Foamed-in-place using Ecomate. A high density, polyurethane insulation with zero ozone depletion potential (ODP) and zero global warming potential (GWP).
- Exterior temperature display (not available on T-12F).
- Door locks standard (not available on T-12F).
- Incandescent interior lighting on solid door models.
- Fluorescent interior lighting; integrated door light (IDL) standard on glass door models (excludes T-12FG).
- 4" (102mm) diameter swivel castors standard equipment. (leg levelers standard for T-12F & T-12FG; 2½" (64mm)" swivel diameter castors standard equipment for T-19F & T-19FZ). 6" (153mm) legs available for all models except T-12F & T-12FG.
- Alternative hinge orientation available on most T-23F, T-49F, and T-72F models. Contact factory for specifics.

T-SERIES
TRADITIONAL REACH-IN'S

Solid & Glass, Full & Half Door Freezers



model	swing doors	# of shelves	hp	amps	crated weight (kg.)	cabinet dimensions (mm) l d h*
SOLID DOORS						
T-12F	1	3	¼	2.6	98	632 x 588 x 1604
T-19F	1	3	½	6.8	114	686 x 623 x 1912
T-23F	1	3	½	7.2	130	686 x 750 x 1991
T-35F	2	6	¾	11.0	189	1004 x 750 x 1991
T-43F♦♦	2	6	¾	7.5	189	1194 x 750 x 1991
T-49F	2	6	¾	9.5	218	1375 x 750 x 1991
T-72F	3	9	1	12.0	289	1985 x 750 x 1991

* Height does not include 5" (127mm) for castor height or 6" (153mm) for optional legs. 3¼" (83mm) castor height for T-19F). T-12F standard with leg levelers, optional 2½" (64mm) castors available, legs not available.

* Height on T-12F does not include 1" (26mm) for door hinge.

■ Currently not available in 230/240V/50Hz.

♦ Currently not available in 208/230V/60Hz.

model	swing doors	# of shelves	hp	amps	crated weight (kg.)	cabinet dimensions (mm) l d h*
SOLID DOORS						
T-19FZ	1	3	½	6.8	114	686 x 623 x 1912

* Height does not include 3¼" (83mm) for castor height.

model	swing doors	# of shelves	hp	amps	crated weight (kg.)	cabinet dimensions (mm) l d h*
GLASS DOORS						
T-12FG♦♦	1	3	½	7.4	132	632 x 594 x 1585
T-23FG♦♦	1	3	1	8.5	164	686 x 756 x 1991
T-49FG‡■	2	6	1½	11.8	274	1375 x 756 x 1991
T-72FG♦♦	3	9	1½	14.4	363	1985 x 756 x 1991

† Depth does not include 1¾" (35mm) for door handles.

* Height does not include 5" (127mm) for castors or 6" (153mm) for optional legs.

T-12FG standard with leg levelers, optional 2½" (64mm) diameter castors available, legs not available.

* Height on T-12FG does not include 1" (26mm) for upper hinge bracket.

‡ Requires 115/208-230/60 Hz, single phase, 3 pole, 4 wire circuit.

■ Currently not available in 230/240V/50Hz.

♦ Currently not available in 208/230V/60Hz.

model	swing doors	# of shelves	hp	amps	crated weight (kg.)	cabinet dimensions (mm) l d h*
SOLID HALF DOORS						
T-23F-2	2	3	½	10.4	141	686 x 750 x 1991
T-49F-4	4	6	¾	9.5	220	1375 x 750 x 1991

* Height does not include 5" (127mm) for castors or 6" (153mm) for optional legs.



TSD-33



TSD-47G-LD



TSD-69



T-23DT



T-49DT-4



T-23DT-G

TSD-9G-LD not available in remote.

Remote cabinets available 14% off list (condensing units supplied by others; system comes standard with 404A expansion valve and requires R404A refrigerant). Consult factory technical service dept. for BTU information.

features/benefits

Slide Door Refrigerators

- Oversized and balanced, environmentally-friendly (134A), refrigeration system, factory sealed and pre-lubricated for long life - holds 33°F to 38°F (0.5°C to 3.3°C).
- Unique space saving slide door design for space tight kitchens - energy efficient.
- Stainless steel slide door system self-closes to preserve refrigeration and maximize floor space. Efficient counter balanced weight system for smooth, even, positive closure. No springs to wear out. Quiet, consistent closing year after year.
- .040 anodized quality aluminum ends and all stainless steel front and doors (solid door models).
- Interior - attractive, NSF approved, clear aluminum and stainless floor.
- Adjustable, heavy-duty, PVC-coated wire shelves.
- Exterior temperature display.
- Foamed-in-place using Ecomate. A high density, polyurethane insulation with zero ozone depletion potential (ODP) and zero global warming potential (GWP).
- Incandescent interior lighting (solid doors); LED interior lighting (glass doors).
- Energy efficient, "Low-E", thermal insulated glass on glass doors.
- 6" (153mm) legs standard equipment (castors optional).
- Self-contained system, no plumbing required.
- Bottom mount compressor.

Dual Temperature

- Oversized and balanced, environmentally-friendly refrigeration system, factory sealed and pre-lubricated for long life (134A refrigerator / 404A freezer).
- True's dual temperature models are equipped with two, self-contained, independent refrigeration systems (CFC free) in a bottom mount design.
- Refrigerator holds 33°F to 38°F (0.5°C to 3.3°C) temperature; freezer holds -10°F (-23.3°C).
- Stainless steel front (the finest stainless available).
- Interior - attractive, NSF approved, clear aluminum, coved corners and stainless steel floor.
- Anodized quality aluminum finished ends, back and top.
- Foamed-in-place using Ecomate. A high density, polyurethane insulation with zero ozone depletion potential (ODP) and zero global warming potential (GWP).
- Adjustable, heavy-duty, PVC-coated wire shelves.
- 4" (102mm) diameter swivel castors standard equipment.
- Door locks standard.
- Dual, exterior, digital temperature displays.
- Compartmentalized interior lighting (one for each section). Incandescent for solid doors, fluorescent for glass door models.
- Lifetime guaranteed recessed door handles standard on solid doors.
- Glass door models feature energy efficient, thermal insulated glass.
- Extruded, aluminum door frames on glass doors.
- T-23DT features the refrigerator on top and the freezer on the bottom.
- T-49DT features the refrigerator on the left and the freezer on the right.
- Freezer compartment features standard backguard to improve airflow (T-49DT's only).
- Minimum wattage heater in cabinet frame and freezer door.
- Automatic defrost system time-initiated, time-terminated in single section models; time-initiated, temperature-terminated in two section models.

TSD SERIES & DT SERIES TRADITIONAL REACH-IN'S

Solid & Glass, Slide Door Refrigerators/ Solid & Glass, Half & Full Swing Door Dual Temperature



model	slide doors	# of shelves	hp	amps	crated weight (kg.)	cabinet dimensions (mm) l d† h*
SOLID DOORS						
TSD-33	2	6	½	6.2	171	1004 x 753 x 1991
TSD-47	2	6	½	8.8	196	1375 x 753 x 1991
TSD-69	3	9	½	12.0	286	1985 x 753 x 1998
GLASS DOORS						
TSD-9G-LD♦	2	3	½	4.8	109	915 x 534 x 893
TSD-33G	2	6	½	6.2	173	1004 x 753 x 1991
TSD-47G	2	6	½	8.8	211	1375 x 753 x 1991
TSD-69G	3	9	½	12.0	284	1985 x 753 x 1991

† Depth does not include ¾" (10mm) for door handles (solid or glass). ¾" (23mm) for door handle on TSD-9G

* Height does not include 6½" (156mm) for legs or 5" (127mm) for optional castors. (TSD-9G standard with leg levelers).

♦ Currently not available in 208/230V/60Hz.

model	swing doors	# of shelves	hp Ref - Frz	amps	crated weight (kg.)	cabinet dimensions (mm) l d† h*
SOLID DOORS						
T-23DT♦	2	3	¼ ½	6.3	152	686 x 750 x 1991
T-49DT‡	2	6	½ ½	14.1	218	1375 x 750 x 1991
SOLID HALF DOORS						
T-49DT-4‡	4	6	½ ½	14.1	227	1375 x 750 x 1991
GLASS DOORS						
T-23DT-G♦♦	2	3	½ ½	15.6	173	686 x 756 x 1991

† Depth does not include 1¾" (35mm) for door handle (glass door models only).

* Height does not include 5" (127mm) for castors or 6" (153mm) for optional legs.

‡ Requires 115/208-230/60 Hz, single phase, 3 pole, 4 wire circuit.

♦ Currently not available in 208/230V/60Hz.

TSD SERIES & DT SERIES TRADITIONAL REACH-IN'S



TH-23



TH-23G

features/benefits

- Powerfully provides holding temperatures of 80°F to 180°F throughout the cabinet for uniform, forced-air, heating.
- Low velocity fan(s) provided to assure even temperature throughout cabinet. A vent is located at the top of the cabinet for positive humidity control.
- Stainless steel front and solid doors.
- Energy efficient, triple pane, thermal insulated glass on glass door models.
- Stainless steel front (the finest stainless available).
- .040 anodized quality aluminum ends.
- Heater - sheathed for corrosion resistance.
- Foamed-in-place using Ecomate. A high density, polyurethane insulation with zero ozone depletion potential (ODP) and zero global warming potential (GWP).
- Exterior, color coded, temperature display.
- 12" x 20" (305mm x 508mm) pan standard for contents requiring high humidity.
- Adjustable dial control is a standard feature for low humidity application (turn counterclockwise to ventilate).
- Adjustable, heavy-duty chrome-plated shelves.
- Door locks standard.
- Incandescent interior lighting, safety shielded.
- 4" (102mm) diameter swivel castors standard equipment; 6" (153mm) legs available.
- Positive seal self-closing doors with factory tested (over 1,000,000 times) lifetime guaranteed door hinges and torsion type closure system.
- Lifetime guaranteed recessed door handles on solid door models.
- Extruded, aluminum door frames on glass doors.
- Self-contained system - simple installation. Equipped with 9-foot cord.
- Bun tray rack (optional) - solid door heated cabinet interior accommodates this option (glass door model does not accommodate this option).

Remote cabinets not available for models on this page.

TH SERIES TRADITIONAL REACH-IN'S

Solid & Glass, Swing Door Heated Cabinets



model	swing doors	# of shelves	watts	amps	crated weight (kg.)	cabinet dimensions (mm) l d† h*
SOLID DOOR						
TH-23♦♦	1	3	850	7.8	118	686 x 750 x 1991
GLASS DOOR						
TH-23G♦♦	1	3	850	7.8	137	686 x 756 x 1991

- † Depth does not include 1 3/8" (35mm) for door handle (glass door model only).
- * Height does not include 5" (127mm) for castors or 6" (153mm) for optional legs.
- * Height does not include 1" (26mm) for ventilator cap.
- Currently not available in 230/240V/50Hz.
- ♦ Currently not available in 208/230V/60Hz.

All dimensions are rounded up to the nearest whole millimeter.

Specifications subject to change without notice.

True Website: www.truemfg.com

TH SERIES TRADITIONAL REACH-IN'S



TS-23



TS-49



TS-23G



TS-72G



TS-49-4



TS-23-1-G-1

features/benefits

- Oversized and balanced, environmentally-friendly (134A), refrigeration system, factory sealed and pre-lubricated for long life - holds 33°F to 38°F (0.5°C to 3.3°C).
- True's "TS" series is the choice for the exclusive stainless steel commercial application. Designed with enduring quality that protects your long-term investment, and oversized refrigeration that guarantees exceptional food preservation.
- Stainless steel interior. Stainless steel exterior front & sides, with matching aluminum back.
- Energy efficient, "Low-E", thermal insulated glass on glass door models.
- Solar, digital temperature display standard for easy visibility.
- Incandescent interior lighting on solid door models.
- Fluorescent interior lighting; integrated door light (IDL) standard on glass & combination door models.
- Bottom mount compressor.
- Adjustable, heavy-duty, PVC-coated wire shelves.
- Positive seal self-closing doors with factory tested (over 1,000,000 times) lifetime guaranteed door hinges and-torsion type closure system.
- Lifetime guaranteed recessed door handles on solid doors.
- Extruded, aluminum door frames on glass doors.
- Foamed-in-place using Ecomate. A high density, polyurethane insulation with zero ozone depletion potential (ODP) and zero global warming potential (GWP).
- Door locks standard.
- 4" (102mm) diameter swivel castors standard equipment; 6" (153mm) legs available.
- Self-contained system.
- TS-23, -49, -72 available with alternative hinge orientations (no charge).

Remote cabinets available 14% off list (condensing units supplied by others; system comes standard with 404A expansion valve and requires R404A refrigerant). Consult factory technical service dept. for BTU information.

TS SERIES TRADITIONAL REACH-IN'S

Solid & Glass, Full & Half Door Reach-In Stainless Steel Refrigerators



model	swing doors	# of shelves	hp	amps	crated weight (kg.)	cabinet dimensions (mm) l d† h*
SOLID DOORS						
TS-23	1	3	1/3	7.6	141	686 x 750 x 1991
TS-35	2	6	1/3	7.3	189	1004 x 750 x 1991
TS-43♦♦	2	6	1/3	5.8	N/A	1194 x 750 x 1991
TS-49	2	6	1/3	5.8	211	1375 x 750 x 1991
TS-72	3	9	1/2	9.6	295	1985 x 750 x 1991
GLASS DOORS						
TS-23G	1	3	1/3	7.9	150	686 x 756 x 1991
TS-49G	2	6	1/3	5.8	225	1375 x 756 x 1991
TS-72G	3	9	1/2	9.6	316	1985 x 756 x 1991

- † Depth does not include 1 3/8" (35mm) for door handle (glass door models only).
- * Height does not include 5" (127mm) for castors or 6" (153mm) for optional legs.
- Currently not available in 230/240V/50Hz.
- ♦ Currently not available in 208/230V/60Hz.

model	swing doors	# of shelves	hp	amps	crated weight (kg.)	cabinet dimensions (mm) l d† h*
SOLID HALF DOORS						
TS-23-2	2	3	1/3	7.6	146	686 x 750 x 1991
TS-49-4	4	6	1/3	5.8	220	1375 x 750 x 1991
TS-72-6	6	9	1/2	9.6	282	1985 x 750 x 1991
GLASS HALF DOORS						
TS-23G-2♦	2	3	1/3	7.9	135	686 x 756 x 1991
TS-49G-4	4	6	1/3	5.8	225	1375 x 756 x 1991
COMBINATION HALF DOORS						
TS-23-1-G-1	1 gls - 1 s/s	3	1/3	7.9	148	686 x 756 x 1991
TS-49-2-G-2	2 gls - 2 s/s	6	1/3	5.8	243	1375 x 756 x 1991

- † Depth does not include 1 3/8" (35mm) for door handle (glass door models only).
- * Height does not include 5" (127mm) for castors or 6" (153mm) for optional legs.
- ♦ Currently not available in 208/230V/60Hz.

All dimensions are rounded up to the nearest whole millimeter.

Specifications subject to change without notice.

True Website: www.truemfg.com

TS SERIES TRADITIONAL REACH-IN'S



TS-23F



TS-43F



TS-23FG



TS-72FG



TS-49F-4



TS-23F-2

features/benefits

- Oversized and balanced refrigeration system, factory sealed and pre-lubricated for long life.
- Environmentally-friendly (404A), refrigerant.
- -10°F (-23.3°C) temperature (air off evaporator coil, -20°F (-28.9°C)) - holds frozen food and ice cream.
- True's "TS" series is the choice for the exclusive stainless steel commercial application. Designed with enduring quality that protects your long-term investment, and oversized refrigeration that guarantees exceptional food preservation.
- Stainless steel interior. Stainless steel exterior front & sides, with matching aluminum back.
- Automatic defrost system time-initiated, temperature-terminated.
- Automatic evaporator fan motor delay during defrost cycle.
- Minimum wattage heater in cabinet frame and door.
- Energy efficient, triple pane, thermal insulated glass on glass door models.
- Standard back guard improves airflow.
- Solar, digital temperature display standard for easy visibility.
- Positive seal self-closing doors with factory tested (over 1,000,000 times) lifetime guaranteed door hinges and torsion type closure system.
- Lifetime guaranteed recessed door handles on solid doors.
- Extruded, aluminum door frames on glass doors.
- Incandescent interior lighting on solid door models.
- Fluorescent interior lighting; integrated door light (IDL) standard on glass door models.
- Adjustable, heavy-duty, PVC-coated wire shelves.
- Foamed-in-place using Ecomate. A high density, polyurethane insulation with zero ozone depletion potential (ODP) and zero global warming potential (GWP).
- Door locks standard.
- 4" (102mm) diameter swivel castors standard equipment; 6" (153mm) legs available.
- Self-contained system.
- Bottom mount compressor.

Remote cabinets available 14% off list (condensing units supplied by others; system comes standard with 404A expansion valve and requires R404A refrigerant). Consult factory technical service dept. for BTU information.

TS SERIES TRADITIONAL REACH-IN'S

Solid & Glass, Full & Half Door Stainless Steel Freezers



model	swing doors	# of shelves	hp	amps	crated weight (kg.)	cabinet dimensions (mm) l d† h*
SOLID DOORS						
TS-23F	1	3	½	7.2	141	686 x 750 x 1991
TS-35F	2	6	¾	11.0	207	1004 x 750 x 1991
TS-43F♦■	2	6	¾	7.5	N/A	1194 x 750 x 1991
TS-49F	2	6	¾	9.5	234	1375 x 750 x 1991
TS-72F	3	9	1	12.0	323	1985 x 750 x 1991

* Height does not include 5" (127mm) for castors or 6" (153mm) for optional legs.

■ Currently not available in 230/240V/50Hz.

♦ Currently not available in 208/230V/60Hz.

model	swing doors	# of shelves	hp	amps	crated weight (kg.)	cabinet dimensions (mm) l d† h*
GLASS FULL DOORS						
TS-23FG♦■	1	3	1	8.5	196	686 x 756 x 1991
TS-49FG‡■	2	6	1.5	11.8	275	1375 x 756 x 1991
TS-72FG‡♦■	3	9	1	14.1	395	1985 x 756 x 1991
SOLID HALF DOORS						
TS-23F-2	2	3	½	10.4	150	686 x 750 x 1991
TS-49F-4	4	6	¾	9.5	248	1375 x 750 x 1991

† Depth does not include 1 ¾" (35mm) for door handle (glass door models only).

* Height does not include 5" (127mm) for castors or 6" (153mm) for optional legs.

‡ Requires 115/208-230/60 Hz, single phase, 3 pole, 4 wire circuit.

■ Currently not available in 230/240V/50Hz.

♦ Currently not available in 208/230V/60Hz.



STMIR-1S



STM2R-2S



STMIF-1S



STM2F-2S



STMIF-2HS



STM2R-4HS

features/benefits

- Shelving - (3) heavy-duty, PVC-coated, wire shelves per section.
- Refrigerators hold 33°F to 38°F (0.5°C a 3.3°C); environmentally-friendly (134A), refrigerant.
- Refrigerators - High capacity, factory balanced refrigeration system that maintains cabinet temperatures of 33°F to 38°F (.5°C to 3.3°C) for the best in food preservation.
- Freezers - High capacity, factory balanced refrigeration system that maintains -10°F (-23.3°C) temperatures. Ideal for both frozen foods and ice cream.
- Freezers - Automatic defrost system time-initiated, temperature-terminated. Saves energy consumption and provides shortest possible defrost cycle.
- Freezers - Automatic evaporator fan motor delay during defrost cycle.
- Exterior - stainless steel doors & front, with matching aluminum sides.
- Interior - Aluminum side walls & back. Stainless steel floor & ceiling.
- Foamed-in-place using Ecomate. A high density, polyurethane insulation with zero ozone depletion potential (ODP) and zero global warming potential (GWP).
- Positive seal self-closing door with 120° stay open feature. Lifetime guaranteed external cam lift door hinges, two (2) per door section.
- Lifetime guaranteed recessed door handles.
- Door locks standard.
- Exterior digital temperature display standard for easy visibility.
- Incandescent interior lighting, safety shielded.
- 5" (127 mm) diameter plate castors - locks provided on front set.
- Top mounted unit positioned out of food zone to maximize storage capacity.
- Self-contained system.
- NSF-7 compliant for open food product.

Models on this spread are curb mounting ready.

Remote cabinets not available for models on this spread.

STM SERIES
TRADITIONAL REACH-IN'S

Solid Full Door Top Mount Refrigerators & Freezers



model	swing doors	# of shelves	hp	amps	crated weight (kg.)	cabinet dimensions (mm) l d h*
SOLID DOOR						
STM1R-1S♦♦	1	3	1/3	6.0	164	699 x 858 x 1988
STM2R-2S♦♦	2	6	1/2	9.4	257	1337 x 858 x 1988
SOLID HALF DOORS						
STM1R-2HS♦♦	2	3	1/3	6.0	177	699 x 858 x 1988
STM2R-4HS♦♦	4	6	1/2	9.4	264	1337 x 858 x 1988

* Height does not include 5" (127 mm) for castors, 6" (153 mm) for optional legs, and 1" (26 mm) for system mechanical components.

- Currently not available in 230/240V/50Hz.
- ♦ Currently not available in 208/230V/60Hz.

model	swing doors	# of shelves	hp	amps	crated weight (kg.)	cabinet dimensions (mm) l d h*
SOLID DOORS						
STM1F-1S♦♦	1	3	1/2	7.7	173	699 x 858 x 1988
STM2F-2S♦♦	2	6	3/4	9.0	264	1337 x 858 x 1988
SOLID HALF DOORS						
STM1F-2HS♦♦	2	3	1/2	7.7	177	699 x 858 x 1988
STM2F-4HS♦♦	4	6	3/4	9.0	N/A	1337 x 858 x 1988

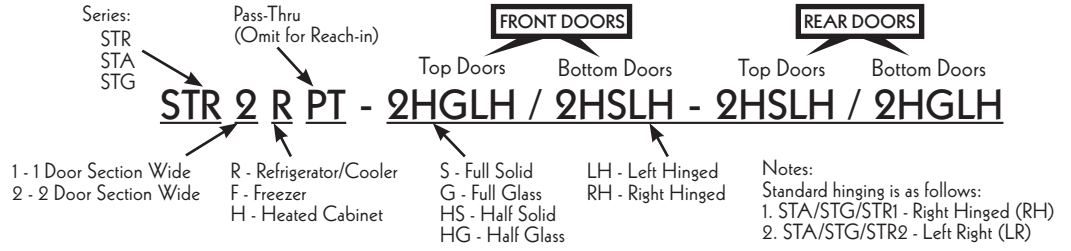
* Height does not include 5" (127 mm) for castors, 6" (153 mm) for optional legs, and 1" (26 mm) for system mechanical components.

- Currently not available in 230/240V/50Hz.
- ♦ Currently not available in 208/230V/60Hz.



Proud to be manufactured in the United States.

MODEL NUMBER NOMENCLATURE SYSTEM



STR • STA • STG

STR SERIES

FEATURES

INTERIOR Stainless steel side walls, back, floor, ceiling & door liner.

EXTERIOR Stainless steel door, front & sides.

SHELVING (1) Interior kit option factory installed per full section. (4) Different interior kits available.

STA SERIES

FEATURES

INTERIOR Aluminum side walls & back. Stainless steel floor & ceiling.

EXTERIOR Stainless steel door, front & sides.

SHELVING (3) Heavy duty, chrome plated wire shelves per section.

STG SERIES

FEATURES

INTERIOR Aluminum side walls & back. Stainless steel floor & ceiling.

EXTERIOR Stainless steel door & front with matching aluminum sides.

SHELVING (3) Heavy duty, PVC coated wire shelves per section.



scan for video



Spec Series® is a registered trademark of TRUE.



SPEC SERIES®

Designed to meet the demands of the institutional and consultant market places. Top mount design, heavy gauge metals and a deeper cabinet depth allows for a variety of interior options including chrome shelves and 3 different tray slide systems.

True's Spec Series® boasts 3 different metal combinations to meet the application and budget needs of the operator.



STRIR-2HS



STR2R-2S



STRIR-1G



STR3R-3G



STR2R-4HG



STRIR-2HG/2HS

features/benefits

- STR Series Shelving - (1) interior kit option included per full section at no charge. (4) different interior kits available. See "Spec Series" accessory pages for details.
- STA Series Shelving - (3) heavy-duty, chrome-plated wire shelves per section; (4) different interior kits available. See "Spec Series" accessory pages for details.
- STG Series Shelving - (3) heavy-duty, PVC-coated, wire shelves per section; (4) different interior kits available. See "Spec Series" accessory pages for details.
- Pilasters and tray slides/shelving are factory installed at no charge on STR units.
- Factory engineered, self-contained, refrigeration system with capillary tube using environmentally-friendly (CFC free) 134A refrigerant.
- High capacity, factory balanced refrigeration system that maintains cabinet temperatures of 33°F to 38°F (.5°C to 3.3°C) for the best in food preservation.
- State-of-the-art, electronically commutated evaporator and condenser fan motors. ECM motors operate at higher peak efficiencies, produce less heat and move a more consistent volume of air; all of these reduce energy consumption and provides greater motor reliability.
- STR & STA Series Exterior - Stainless steel door, front & sides.
- STG Series Exterior - stainless steel doors & front, with matching aluminum sides.
- STR Series Interior - Stainless steel side walls, back, floor, door liner, & ceiling.
- STA & STG Series Interior - Aluminum side walls & back. Stainless steel floor & ceiling.
- Foamed-in-place using Ecomate. A high density, polyurethane insulation with zero ozone depletion potential (ODP) and zero global warming potential (GWP).
- Lifetime guaranteed heavy-duty, all metal working door handles.
- Lifetime guaranteed bolt style door locks.
- Positive seal self-closing door with 120° stay open feature. Lifetime guaranteed external cam lift door hinges, four (4) per door section.
- Exterior digital temperature display standard for easy visibility.
- LED interior lighting, safety shielded. (STR/STA models standard, STG optional)
- Energy efficient, "Low-E", thermal insulated glass on glass door models.
- Extruded, aluminum door frames on glass doors.
- 5" (127 mm) diameter plate castors - locks provided on front set.
- Top mounted unit positioned out of food zone to maximize storage capacity.
- Self-contained system.

Models on this spread are curb mounting ready.

Remote cabinets not available for models on this spread.

STR/STA/STG
SPEC SERIES

Solid & Glass, Full & Half Door Refrigerators



model	swing doors	# of shelves STA/STG Models	hp	amps	crated weight (kg.)	cabinet dimensions (mm) l d† h*
SOLID DOORS						
STR/STA/STG1R-1S♦♦▶	1	3	½	4.8	205	699 x 858 x 1975
STR/STA/STG2R-2S♦♦▶	2	6	½	9.1	309	1337 x 858 x 1975
STR/STA/STG3R-3S♦♦	3	9	½	9.1	350	1975 x 858 x 1975
SOLID HALF DOORS						
STR/STA/STG1R-2HS♦♦▶	2	3	½	4.8	177	699 x 858 x 1975
STR/STA/STG2R-4HS♦♦▶	4	6	½	9.1	332	1337 x 858 x 1975
STR/STA/STG3R-6HS♦♦	6	9	½	9.1	400	1975 x 858 x 1975

† Depth does not include 1½" (39mm) for door handles.

* Height does not include 6½" (156mm) for castors or 6" (153mm) for optional legs.

* Height does not include ¼" (7mm) for system mechanical components.

Note: Crated weight listed on the chart is for STR model, STA & STG versions may have different weights.

- Currently not available in 230/240V/50Hz.
- ♦ Currently not available in 208/230V/60Hz.
- ▶ STG version only, is available in 230/240V/50Hz.

model	swing doors	# of shelves STA/STG Models	hp	amps	crated weight (kg.)	cabinet dimensions (mm) l d† h*
GLASS DOORS						
STR/STA/STG1R-1G♦♦▶	1	3	½	4.8	218	699 x 858 x 1975
STR/STA/STG2R-2G♦♦▶	2	6	½	9.1	322	1337 x 858 x 1975
STR/STA/STG3R-3G♦♦	3	9	½	9.1	394	1975 x 858 x 1975
GLASS HALF DOORS						
STR/STA/STG1R-2HG♦♦▶	2	3	½	4.8	209	699 x 858 x 1975
STR/STA/STG2R-4HG♦♦▶	4	6	½	9.1	332	1337 x 858 x 1975
COMBINATION HALF DOORS						
STR/STA/STG1R-1HG/1HS♦♦	2	3	½	4.8	N/A	699 x 858 x 1975
STR/STA/STG2R-2HG/2HS♦♦▶	4	6	½	9.1	322	1337 x 858 x 1975

† Depth does not include 1½" (39mm) for door handles.

* Height does not include 6½" (156mm) for castors or 6" (153mm) for optional legs.

* Height does not include ¼" (7mm) for system mechanical components.

Note: Crated weight listed on the chart is for STR model, STA & STG versions may have different weights.

- Currently not available in 230/240V/50Hz.
- ♦ Currently not available in 208/230V/60Hz.
- ▶ STG version only, is available in 230/240V/50Hz.

True's STR/STA/STG Series reach-in refrigerators can be built with any combination of half & full doors in both stainless steel and glass. Please contact your local True representative for nomenclature, pricing and lead times.



STR1RPT-1S-1S



STR2RPT-4HS-2S



STR2RPT-2G-2G



STR1RPT-2HG-1S



STR1RPT-1HG/1HS-1S



STR2RPT-2HG/2HS-2G

Models on this spread are curb mounting ready.

Remote cabinets not available for models on this spread.

features/benefits

- STR Series Shelving - (1) interior kit option included per full section at no charge. (4) different interior kits available. See "Spec Series" accessory pages for details.
- STA Series Shelving - (3) heavy-duty, chrome-plated wire shelves per section; (4) different interior kits available. See "Spec Series" accessory pages for details.
- STG Series Shelving - (3) heavy-duty, PVC-coated, wire shelves per section; (4) different interior kits available. See "Spec Series" accessory pages for details.
- Pilasters and tray slides/shelving are factory installed at no charge on STR units.
- Factory engineered, self-contained, refrigeration system with capillary tube using environmentally-friendly (CFC free) 134A refrigerant.
- The utility of the "STR/STA/STG" pass-thru units is in its ability to be a server station for cold dishes. Designed to become a central station, rear-loaded from the kitchen prep area to be front-accessed by servers.
- High capacity, factory balanced refrigeration system that maintains cabinet temperatures of 33°F to 38°F (.5°C to 3.3°C) for the best in food preservation.
- State-of-the-art, electronically commutated evaporator and condenser fan motors. ECM motors operate at higher peak efficiencies, produce less heat and move a more consistent volume of air; all of these reduce energy consumption and provides greater motor reliability.
- STR & STA Series Exterior - Stainless steel door, front & sides.
- STG Series Exterior - stainless steel doors & front, with matching aluminum sides.
- STR Series Interior - Stainless steel side walls, back, floor, door liner, & ceiling.
- STA & STG Series Interior - Aluminum side walls & back. Stainless steel floor & ceiling.
- Foamed-in-place using Ecomate. A high density, polyurethane insulation with zero ozone depletion potential (ODP) and zero global warming potential (GWP).
- Lifetime guaranteed heavy-duty, all metal working door handles.
- Lifetime guaranteed bolt style door locks.
- Positive seal self-closing door with 120° stay open feature. Lifetime guaranteed external cam lift door hinges, four (4) per door section.
- Exterior digital temperature display standard for easy visibility.
- LED interior lighting, safety shielded. (STR/STA models standard, STG optional)
- Energy efficient, "Low-E", thermal insulated glass on glass door models.
- Extruded, aluminum door frames on glass doors.
- 5" (127 mm) diameter plate castors - locks provided on front set.
- Top mounted unit positioned out of food zone to maximize storage capacity.
- Self-contained system.

STR/STA/STG
SPEC SERIES

Solid & Glass, Full & Half Door Pass-Thru Refrigerators



model	swing doors	# of shelves STA/STG Models	hp	amps	crated weight (kg.)	cabinet dimensions (mm) l d h
SOLID FRONT/SOLID REAR DOORS						
STR/STA/STG1RPT-1S-1S♦♦	2	3	1/3	4.8	216	699 x 918 x 1975
STR/STA/STG2RPT-2S-2S♦♦	4	6	1/2	9.1	327	1337 x 918 x 1975
SOLID FRONT HALF DOORS/SOLID REAR DOORS						
STR/STA/STG1RPT-2HS-1S♦♦	3	3	1/3	4.8	220	699 x 918 x 1975
STR/STA/STG2RPT-4HS-2S♦♦	6	6	1/2	9.1	338	1337 x 918 x 1975
GLASS FRONT/SOLID REAR DOORS						
STR/STA/STG1RPT-1G-1S♦♦	2	3	1/3	4.8	N/A	699 x 918 x 1975
STR/STA/STG2RPT-2G-2S♦♦	4	6	1/2	9.1	327	1337 x 918 x 1975
GLASS FRONT HALF DOORS/SOLID REAR DOORS						
STR/STA/STG1RPT-2HG-1S♦♦	3	3	1/3	4.8	N/A	699 x 918 x 1975
STR/STA/STG2RPT-4HG-2S♦♦	6	6	1/2	9.1	N/A	1337 x 918 x 1975
COMBINATION FRONT HALF DOORS/SOLID REAR DOORS						
STR/STA/STG1RPT-1HG/1HS-1S♦♦	3	3	1/3	4.8	N/A	699 x 918 x 1975
STR2RPT-2HG/2HS-2S♦♦	6	6	1/2	9.1	N/A	1337 x 918 x 1975
SOLID FRONT/GLASS REAR DOORS						
STR/STA/STG1RPT-1S-1G♦♦	2	3	1/3	4.8	N/A	699 x 918 x 1975
STR/STA/STG2RPT-2S-2G♦♦	4	6	1/2	9.1	327	1337 x 918 x 1975
SOLID FRONT HALF DOORS/GLASS REAR DOORS						
STR/STA/STG1RPT-2HS-1G♦♦	3	3	1/3	4.8	N/A	699 x 918 x 1975
STR/STA/STG2RPT-4HS-2G♦♦	6	6	1/2	9.1	N/A	1337 x 918 x 1975
GLASS FRONT/GLASS REAR DOORS						
STR/STA/STG1RPT-1G-1G♦♦	2	3	1/3	4.8	223	699 x 918 x 1975
STR/STA/STG2RPT-2G-2G♦♦	4	6	1/2	9.1	336	1337 x 918 x 1975
COMBINATION FRONT HALF DOORS/GLASS REAR DOORS						
STR/STA/STG1RPT-1HG/1HS-1G♦♦	3	3	1/3	4.8	N/A	699 x 918 x 1975
STR/STA/STG2RPT-2HG/2HS-2G♦♦	6	6	1/2	9.1	N/A	1337 x 918 x 1975
GLASS FRONT HALF DOORS/GLASS REAR DOORS						
STR/STA/STG1RPT-2HG-1G♦♦	3	3	1/3	4.8	223	699 x 918 x 1975
STR/STA/STG2RPT-4HG-2G♦♦	6	6	1/2	9.1	372	1337 x 918 x 1975

† Depth does not include 1 1/2" (39mm) for door handles.

* Height does not include 6 1/8" (156mm) for castors or 6" (153mm) for optional legs.

* Height does not include 1/4" (7mm) for system mechanical components.

Note: Crated weight listed on the chart is for STR model, STA & STG versions may have different weights.

■ Currently not available in 230/240V/50Hz.

♦ Currently not available in 208/230V/60Hz.

True's STR/STA/STG Series pass-thru refrigerators can be built with any combination of half & full doors in both stainless steel and glass. Please contact your local True representative for nomenclature, pricing and lead times.



STRIF-1S



STR2F-2S



STRIF-1G



STR2F-4HS



STRIFPT-1S-1S



STRIFPT-2HS-2HS

Models on this spread are curb mounting ready.

Remote cabinets not available for models on this spread.

features/benefits

- Factory engineered, self-contained, refrigeration system with capillary tube using environmentally-friendly (CFC free) R404A refrigerant.
- STR Series Shelving - (1) interior kit option included per full section at no charge. (4) different interior kits available. See "Spec Series" accessory pages for details.
- STA Series Shelving - (3) heavy-duty, chrome-plated wire shelves per section; (4) different interior kits available. See "Spec Series" accessory pages for details.
- STG Series Shelving - (3) heavy-duty, PVC-coated, wire shelves per section; (4) different interior kits available. See "Spec Series" accessory pages for details.
- Pilasters and tray slides/shelving are factory installed at no charge on STR units.
- High capacity, factory balanced refrigeration system that maintains -10°F (-23.3°C) temperatures. Ideal for both frozen foods and ice cream.
- Automatic defrost system time-initiated, temperature-terminated. Saves energy consumption and provides shortest possible defrost cycle.
- Automatic evaporator fan motor delay during defrost cycle.
- State-of-the-art, electronically commutated evaporator and condenser fan motors. ECM motors operate at higher peak efficiencies, produce less heat and move a more consistent volume of air; all of these reduce energy consumption and provides greater motor reliability.
- STR & STA Series Exterior - Stainless steel door, front & sides.
- STG Series Exterior - stainless steel doors & front, with matching aluminum sides.
- STR Series Interior - Stainless steel side walls, back, floor, door liner, & ceiling.
- STA & STG Series Interior - Aluminum side walls & back. Stainless steel floor & ceiling.
- Foamed-in-place using Ecomate. A high density, polyurethane insulation with zero ozone depletion potential (ODP) and zero global warming potential (GWP).
- Lifetime guaranteed heavy-duty, all metal working door handles.
- Positive seal self-closing door with 120° stay open feature. Lifetime guaranteed external cam lift door hinges, four (4) per door section.
- Exterior digital temperature display standard for easy visibility.
- LED interior lighting, safety shielded. (STR/STA models standard, STG optional)
- 5" (127 mm) diameter plate castors - locks provided on front set.
- Energy efficient, triple pane, thermal insulated glass on glass door models.
- Extruded, aluminum door frames on glass doors.
- Top mounted unit positioned out of food zone to maximize storage capacity.
- Self-contained system.

STR/STA/STG
SPEC SERIES

Solid & Glass, Full & Half Door Reach-In & Pass Thru Freezers



model	swing doors	# of shelves STA/STG Models	hp	amps	crated weight (kg.)	cabinet dimensions (mm) l d† h*
SOLID DOORS						
STR/STA/STG1F-1S♦▶	1	3	½	6.8	207	699 x 858 x 1975
STR/STA/STG2F-2S♦▶	2	6	¾	8.7	320	1337 x 858 x 1975
STR/STA/STG3F-3S‡♦	3	9	2¾	8.3	404	1975 x 858 x 1975
SOLID HALF DOORS						
STR/STA/STG1F-2HS♦▶	2	3	½	6.8	186	699 x 858 x 1975
STR/STA/STG2F-4HS▶	4	6	¾	8.7	320	1337 x 858 x 1975
STR/STA/STG3F-6HS‡♦	6	9	2¾	8.3	N/A	1975 x 858 x 1975
GLASS DOORS						
STR/STA/STG1F-1G♦	1	3	¾	10.4	207	699 x 858 x 1975
GLASS HALF DOORS						
STR1F-2HG♦	2	3	¾	10.4	186	699 x 858 x 1975

† Depth does not include 1 ½" (39mm) for door handles.

* Height does not include 6 ½" (156mm) for castors or 6" (153mm) for optional legs.

‡ Height does not include ¼" (7mm) for system mechanical components.

Note: Crated weight listed on the chart is for STR model, STA & STG versions may have different weights.

♦ Currently not available in 230/240V/50Hz.

◆ Currently not available in 208/230V/60Hz.

▶ STG version only, is available in 230/240V/50Hz.

model	swing doors	# of shelves STA/STG Models	hp	amps	crated weight (kg.)	cabinet dimensions (mm) l d† h*
SOLID DOORS						
STR/STA/STG1FPT-1S-1S♦	2	3	¾	8.7	186	699 x 918 x 1975
STR/STA/STG1FPT-2HS-2HS♦	4	3	¾	8.7	N/A	699 x 918 x 1975

† Depth does not include 1 ½" (39mm) for door handles.

* Height does not include 6 ½" (156mm) for castors or 6" (153mm) for optional legs.

‡ Height does not include ¼" (7mm) for system mechanical components.

Note: Crated weight listed on the chart is for STR model, STA & STG versions may have different weights.

♦ Currently not available in 230/240V/50Hz.

◆ Currently not available in 208/230V/60Hz.



STR1DT-2HS



STR2DT-2S



STR2DT-4HS

features/benefits

- STR Series Shelving - (1) interior kit option included per full section at no charge. (4) different interior kits available. See "Spec Series" accessory pages for details.
- STA Series Shelving - (3) heavy-duty, chrome-plated wire shelves per section; (4) different interior kits available. See "Spec Series" accessory pages for details.
- STG Series Shelving - (3) heavy-duty, PVC-coated, wire shelves per section; (4) different interior kits available. See "Spec Series" accessory pages for details.
- Pilasters and tray slides/shelving are factory installed at no charge on STR units.
- True's dual temperature models are equipped with two independent, self-contained refrigeration systems; CFC free, environmentally friendly and factory balanced.
- R134A refrigerator refrigerant - R404A freezer refrigerant.
- High capacity, factory balanced system that maintains 33°F to 38°F (.5°C to 3.3°C) in the refrigerator section and -10°F (-23.3°C) in the freezer section.
- STR & STA Series Exterior - Stainless steel door, front & sides.
- STG Series Exterior - stainless steel doors & front, with matching aluminum sides.
- STR Series Interior - Stainless steel side walls, back, floor, door liner, & ceiling.
- STA & STG Series Interior - Aluminum side walls & back. Stainless steel floor & ceiling.
- Foamed-in-place using Ecomate. A high density, polyurethane insulation with zero ozone depletion potential (ODP) and zero global warming potential (GWP).
- Lifetime guaranteed heavy-duty, all metal working door handles.
- Lifetime guaranteed bolt style door locks.
- Positive seal self-closing door with 120° stay open feature. Lifetime guaranteed external cam lift door hinges, four (4) per door section.
- LED interior lighting, safety shielded. (STR/STA models standard, STG optional)
- 5" (127 mm) diameter plate castors - locks provided on front set.
- Top mounted unit positioned out of food zone to maximize storage capacity.
- Self-contained system.

Models on this spread are curb mounting ready.

Remote cabinets not available for models on this spread.

STR/STA/STG
SPEC SERIES

Solid Full & Half Door Dual Temperature



model	swing doors	# of shelves STA/STG Models	hp ref - frz		amps	crated weight (kg.)	cabinet dimensions (mm) l d h
SOLID DOORS							
STR/STA/STG1DT-2HS◆■	2	3	1/5	1/5	12.0	227	699 x 858 x 1975
STR/STA/STG2DT-2S◆■	2	6	1/3	1/2	12.0	347	1337 x 858 x 1975
STR/STA/STG2DT-4HS◆■	4	6	1/3	1/2	11.6	N/A	1337 x 858 x 1975

† Depth does not include 1 1/2" (39mm) for door handles.

* Height does not include 6 1/8" (156mm) for castors or 6" (153mm) for optional legs.

* Height does not include 1/4" (7mm) for system mechanical components.

Note: Crated weight listed on the chart is for STR model, STA & STG versions may have different weights.

■ Currently not available in 230/240V/50Hz.

◆ Currently not available in 208/230V/60Hz.



STR1H-1S



STR2H-4HS



STR1H-2HG



STR2H-2G



STR1HPT-1G-1S



STR2HPT-2S-2S

Models on this spread are curb mounting ready.

Remote cabinets not available for models on this spread.

features/benefits

- STR Series Shelving - (1) interior kit option included per full section at no charge. (4) different interior kits available. See "Spec Series" accessory pages for details.
- STA & STG Series Shelving - (3) heavy-duty, chrome-plated wire shelves per section; (4) different interior kits available. See "Spec Series" accessory pages for details.
- Pilasters and tray slides/shelving are factory installed at no charge on STR units.
- Cabinet designed to provide holding temperatures of 140°F to 180°F (60°C to 82.2°C). Heating system controlled by exterior on/off switch and electronic temperature control.
- One (1) stainless steel (for corrosion resistance) heating element per section for uniform generation of electric heat. 1500 Watts per heating element.
- STR & STA Series Exterior - Stainless steel door, front & sides.
- STG Series Exterior - stainless steel doors & front, with matching aluminum sides.
- STR Series Interior - Stainless steel side walls, back, floor, door liner, & ceiling.
- STA & STG Series Interior - Aluminum side walls & back. Stainless steel floor & ceiling.
- Foamed-in-place using Ecomate. A high density, polyurethane insulation with zero ozone depletion potential (ODP) and zero global warming potential (GWP).
- Lifetime guaranteed heavy-duty, all metal working door handles.
- Lifetime guaranteed bolt style door locks.
- Positive seal self-closing door with 120° stay open feature. Lifetime guaranteed external cam lift door hinges, four (4) per door section.
- Exterior digital temperature display standard for easy visibility.
- NSF-4 compliant for open food product.
- Energy efficient, "Low-E", thermal insulated glass on glass door models.
- Extruded, aluminum door frames on glass doors.
- 5" (127 mm) diameter plate castors - locks provided on front set.
- Top mounted unit positioned out of food zone to maximize storage capacity.
- Self-contained system.

STR/STA/STG SPEC SERIES

Solid & Glass, Full & Half Door Reach-In & Pass-Thru Heated Cabinets



model	swing doors	# of shelves STA/STG Models	watts	crated weight (kg.)	cabinet dimensions (mm) l d h
SOLID DOORS					
STR/STA/STG1H-1S‡♦♦	1	3	1500	N/A	699 x 858 x 1975
STR/STA/STG2H-2S‡♦♦	2	6	3000	259	1337 x 858 x 1975
SOLID HALF DOORS					
STR/STA/STG1H-2HS‡♦♦	2	3	1500	175	699 x 858 x 1975
STR/STA/STG2H-4HS‡♦♦	4	6	3000	N/A	1337 x 858 x 1975
GLASS DOORS					
STR/STA/STG1H-1G‡♦♦	1	3	1500	N/A	699 x 858 x 1975
STR/STA/STG2H-2G‡♦♦	2	6	3000	N/A	1337 x 858 x 1975
GLASS HALF DOORS					
STR/STA/STG1H-2HG‡♦♦	2	3	1500	N/A	699 x 858 x 1975
STR/STA/STG2H-4HG‡♦♦	4	6	3000	N/A	1337 x 858 x 1975

† Depth does not include 1 1/2" (39mm) for door handles.

* Height does not include 6 1/8" (156mm) for castors or 6" (153mm) for optional legs.

* Height does not include 1/4" (7mm) for system mechanical components.

‡ Requires 115/208-230/60/1 Hz, single phase, 15 amp dedicated outlet.

Note: Two Section Heated Cabinets Require Hard Wiring.

Note: Crated weight listed on the chart is for STR model, STA & STG versions may have different weights.

▪ Currently not available in 230/240V/50Hz.

♦ Currently not available in 208/230V/60Hz.

model	swing doors	# of shelves STA/STG Models	watts	crated weight (kg.)	cabinet dimensions (mm) l d h*
SOLID FRONT/SOLID REAR DOORS					
STR/STA/STG1HPT-1S-1S‡♦♦	2	3	1500	N/A	699 x 918 x 1975
STR/STA/STG2HPT-2S-2S‡♦♦	4	6	3000	N/A	1337 x 918 x 1975
GLASS FRONT/SOLID REAR DOORS					
STR/STA/STG1HPT-1G-1S‡♦♦	2	3	1500	N/A	699 x 918 x 1975
STR/STA/STG2HPT-2G-2S‡♦♦	4	6	3000	N/A	1337 x 918 x 1975

† Depth does not include 1 1/2" (39mm) for door handles (each side).

* Height does not include 6 1/8" (156mm) for castors or 6" (153mm) for optional legs.

* Height does not include 1/4" (7mm) for system mechanical components.

‡ Requires 115/208-230/60/1 Hz, single phase, 15 amp dedicated outlet.

Note: Two Section Heated Cabinets Require Hard Wiring.

Note: Crated weight listed on the chart is for STR model, STA & STG versions may have different weights.

▪ Currently not available in 230/240V/50Hz.

♦ Currently not available in 208/230V/60Hz.



STR1RRI-1S



STR2RRI-2S



STR1RRI-1G



STR2RRT-2S-2S



STR2RRT-2G-2S



STR1FRI-1S

features/benefits

- Accepts roll-in rack (inboard castor) with maximum dimensions of 27"W x 29"D x 66"H (686mm x 737mm x 1,677mm). STR/STA/STG1RRI89-1S and STR/STA/STG2RRI89-2S accept roll-in rack (inboard castor) with maximum dimensions of 27"W x 29"D x 72"H (686mm x 737mm x 1,829mm) (supplied by others).
 - One (1) heavy gauge stainless steel ramp per door.
 - Factory engineered, self-contained, refrigeration system with capillary tube using environmentally-friendly (CFC free) 134A refrigerant.
 - High capacity, factory balanced refrigeration system that maintains cabinet temperatures of 33°F to 38°F (.5°C to 3.3°C) for the best in food preservation.
 - State-of-the-art, electronically commutated evaporator and condenser fan motors. ECM motors operate at higher peak efficiencies, produce less heat and move a more consistent volume of air; all of these reduce energy consumption and provides greater motor reliability.
 - STR & STA Series Exterior - Stainless steel door, front & sides.
 - STG Series Exterior - stainless steel doors & front, with matching aluminum sides.
 - STR Series Interior - Stainless steel side walls, floor, door liner, & ceiling.
 - STA & STG Series Interior - Aluminum side walls & back. Stainless steel floor & ceiling.
 - Foamed-in-place using Ecomate. A high density, polyurethane insulation with zero ozone depletion potential (ODP) and zero global warming potential (GWP).
 - Lifetime guaranteed heavy-duty, all metal working door handles.
 - Lifetime guaranteed bolt style door locks.
 - Positive seal self-closing door with 120° stay open feature. Lifetime guaranteed external cam lift door hinges, Three (3) per door section.
 - Exterior digital temperature display standard for easy visibility.
 - Incandescent interior lighting.
 - Energy efficient, "Low-E", thermal insulated glass on glass door models.
 - Extruded, aluminum door frames on glass doors.
 - Top mounted unit positioned out of food zone to maximize storage capacity.
 - Self-contained system.
- Roll-In Freezer Models**
- Factory engineered, self-contained, refrigeration system with capillary tube using environmentally-friendly (CFC free) R404A refrigerant.
 - An ideal -10°F (-23.3°C) for roll-in racks supporting frozen food and ice cream.
 - Automatic defrost system time-initiated, temperature-terminated.
 - Automatic evaporator fan motor delay during defrost cycle.

Remote cabinets not available for models on this spread.

Solid & Glass Door Roll-In & Roll-Thru Refrigerators & Freezers



model	swing doors	hp	amps	crated weight (kg.)	cabinet dimensions (mm) l d† h*
SOLID DOORS					
STR/STA/STG1RRI-1S♦♦	1	1/3	8.9	218	889 x 883 x 2128
STR/STA/STG2RRI-2S♦♦	2	1/2	11.8	N/A	1728 x 883 x 2128
GLASS DOORS					
STR/STA/STG1RRI-1G♦♦	1	1/3	8.9	N/A	889 x 883 x 2128
STR/STA/STG2RRI-2G♦♦	2	1/2	11.8	N/A	1728 x 883 x 2128
SOLID DOORS 2261MM HIGH					
STR/STA/STG1RRI89-1S♦♦	1	1/3	8.9	205	889 x 883 x 2255
STR/STA/STG2RRI89-2S♦♦	2	1/2	11.8	N/A	1728 x 883 x 2261

† Depth does not include 4 1/4" (108 mm) for ramp.

* Height does not include 1/4" (7 mm) for system mechanical components.

Note: Crated weight listed on the chart is for STR model, STA & STG versions may have different weights.

- Currently not available in 230/240V/50Hz.
- ♦ Currently not available in 208/230V/60Hz.
- ▶ STG version only, is available in 230/240V/50Hz.

model	swing doors	hp	amps	crated weight (kg.)	cabinet dimensions (mm) l d† h*
SOLID DOORS					
STR/STA/STG1RRT-1S-1S♦♦	2	1/3	8.9	N/A	889 x 953 x 2128
STR/STA/STG2RRT-2S-2S♦♦	4	1/2	9.5	N/A	1728 x 953 x 2128
GLASS FRONT/SOLID REAR DOORS					
STR/STA/STG1RRT-1G-1S♦♦	2	1/3	8.9	N/A	889 x 953 x 2128
STR/STA/STG2RRT-2G-2S♦♦	4	1/2	9.5	N/A	1728 x 953 x 2128
SOLID DOORS 2261MM HIGH					
STR/STA/STG1RRT89-1S-1S♦♦	2	1/3	8.9	N/A	889 x 953 x 2261
STR/STA/STG2RRT89-2S-2S♦♦	4	1/2	9.5	N/A	1728 x 953 x 2261

* Depth does not include 4 1/4" (108 mm) each side for ramps.

* Height does not include 1/4" (7 mm) for system mechanical components.

Note: Crated weight listed on the chart is for STR model, STA & STG versions may have different weights.

- Currently not available in 230/240V/50Hz.
- ♦ Currently not available in 208/230V/60Hz.

model	swing doors	hp	amps	crated weight (kg.)	cabinet dimensions (mm) l d† h*
SOLID DOORS					
STR/STA/STG1FRI-1S♦♦	1	3/4	12.0	N/A	889 x 883 x 2128
STR/STA/STG2FRI-2S‡♦♦	2	1 1/2	8.0	N/A	1728 x 883 x 2128

* Depth does not include 4 1/4" (108 mm) for ramp.

* Height does not include 1/4" (7 mm) for system mechanical components.

‡ Requires 115/208-230/60/1 Hz, single phase, 15 amp dedicated outlet.

Note: Crated weight listed on the chart is for STR model, STA & STG versions may have different weights.

- Currently not available in 230/240V/50Hz.
- ♦ Currently not available in 208/230V/60Hz.



STR1HRI-1S



STR2HRI-2S



STR1HRI89-1S



STR1HRT-1S-1S



STR2HRT-2S-2S



STR1HRT89-1S-1S

features/benefits

- Cabinet designed to provide holding temperatures of 140°F to 180°F (60°C to 82.2°C). Heating system controlled by exterior on/off switch and electronic temperature control.
- Two (2) stainless steel (for corrosion resistance) heating element per section for uniform generation of electric heat. 1000 Watts per heating element.
- Accepts roll-in rack (inboard castor) with maximum dimensions of 27"W x 29"D x 66"H (686mm x 737mm x 1,677mm). STR/STA/STG1HRI89-1S and STR/STA/STG1HRT89-1S-1S accepts roll-in rack (inboard castor) with maximum dimensions of 27"W x 29"D x 72"H (686mm x 737mm x 1,829mm) (supplied by others).
- STR & STA Series Exterior - Stainless steel door, front & sides.
- STG Series Exterior - stainless steel doors & front, with matching aluminum sides.
- STR Series Interior - Stainless steel side walls, back, floor, door liner, & ceiling.
- STA & STG Series Interior - Aluminum side walls & back. Stainless steel floor & ceiling.
- Foamed-in-place using Ecomate. A high density, polyurethane insulation with zero ozone depletion potential (ODP) and zero global warming potential (GWP).
- Lifetime guaranteed heavy-duty, all metal working door handles.
- Lifetime guaranteed bolt style door locks.
- Positive seal self-closing door with 120° stay open feature. Lifetime guaranteed external cam lift door hinges, Three (3) per door section.
- Exterior digital temperature display standard for easy visibility.
- NSF-4 compliant for open food product.
- One (1) heavy gauge stainless steel ramp per door.
- Top mounted unit positioned out of food zone to maximize storage capacity.
- Interior bumpers protect cabinet walls from abuse caused by roll-in carts.
- Self-contained system.
- Roll-thru heated cabinet designed to be rear-loaded from prep area and front accessed.

Remote cabinets not available for models on this spread.

STR/STA/STG
SPEC SERIES

Solid Door Roll-In & Roll-Thru Heated Cabinets



model	swing doors	watts	crated weight (kg.)	cabinet dimensions (mm) l d† h*
SOLID DOORS				
STR/STA/STG1HRI-1S‡♦♦	1	2000	N/A	889 x 883 x 2128
STR/STA/STG2HRI-2S‡♦♦	2	4000	N/A	1728 x 883 x 2128
SOLID DOORS 2261MM HIGH				
STR/STA/STG1HRI89-1S‡♦♦	1	2000	N/A	889 x 883 x 2255

- * Depth does not include 4 1/4" (108 mm) for ramp.
- * Height does not include 1/4" (7 mm) for system mechanical components.
- ‡ Requires 115/208-230/60 Hz, single phase, 3 pole, 4 wire circuit.
- Note:STR/STA/STG2HRI-2S Requires Hard Wiring.
- Note: Crated weight listed on the chart is for STR model, STA & STG versions may have different weights.
- Currently not available in 230/240V/50Hz.
- ♦ Currently not available in 208/230V/60Hz.

model	swing doors	watts	crated weight (kg.)	cabinet dimensions (mm) l d† h*
SOLID DOORS				
STR/STA/STG1HRT-1S-1S‡♦♦	2	2000	N/A	889 x 953 x 2128
STR/STA/STG2HRT-2S-2S‡♦♦	4	4000	N/A	1728 x 953 x 2128
SOLID DOORS 2261MM HIGH				
STR/STA/STG1HRT89-1S-1S‡♦♦	2	2000	N/A	889 x 953 x 2255

- * Depth does not include 4 1/4" (108 mm) for ramp.
- * Height does not include 1/4" (7 mm) for system mechanical components.
- ‡ Requires 115/208-230/60 Hz, single phase, 3 pole, 4 wire circuit.
- Note:STR/STA/STG2HRT-2S-2S Requires Hard Wiring.
- Note: Crated weight listed on the chart is for STR model, STA & STG versions may have different weights.
- Currently not available in 230/240V/50Hz.
- ♦ Currently not available in 208/230V/60Hz.

All dimensions are rounded up to the nearest whole millimeter.

Specifications subject to change without notice.

True Website: www.truemfg.com

STR/STA/STG SPEC SERIES



Proud to be manufactured in the United States.



TSSU
scan for video



TPP
scan for video



TFP
scan for video

True[®]
REFRIGERATION



FOOD PREP TABLES

Patented airflow system designed to purposely direct the coldest air off of evaporator directly on food pans to assure product temperature inside pans, maintains between 0.5°C and 5°C.

The unit also comes with True's patented stainless steel foam insulated cover to help keep pans colder, lock in freshness and reduce energy costs.



TSSU-27-8



TSSU-48-12



TSSU-60-16



TSSU-72-12

Remote cabinets available 14% off list (condensing units supplied by others; system comes standard with 404A expansion valve and requires R404A refrigerant). Consult factory technical service dept. for BTU information.

features/benefits

- Oversized and balanced, environmentally-friendly (134A), refrigeration system, with airflow directed at pans for colder temperatures.
 - Holds 33°F to 41°F (0.5°C to 5°C) product temperature in pans.
 - All stainless steel front, top and sides.
 - Stainless steel patented foam insulated cover keeps pans colder to lock in freshness - minimizes condensation.
 - Aluminum finished back.
 - Interior - attractive, NSF approved, clear aluminum sides and top, coved corners and stainless steel floor.
 - 5" (127mm) diameter castors standard equipment (legs available).
 - Swing doors are self-closing with 90 degree stay open feature.
 - Recessed handles.
 - Extra deep 11 ¾" (299mm) full length removable cutting board. Versatile, sanitary, white polyethylene cutting boards provide tough surface. Large comfortable working area.
 - Adjustable, heavy-duty, PVC-coated wire shelves (not available in drawered models).
 - Standard full set of (½ size) 6 7/8" L x 6 ¼" W x 4" D (175mm x 159mm x 102mm) NSF approved, clear polycarbonate insert pans included (positioned in countertop). Also accommodates six and eight inch deep pans (drawered models will not accommodate 8" (204mm) deep condiment pans).
 - Foamed-in-place using Ecomate. A high density, polyurethane insulation with zero ozone depletion potential (ODP) and zero global warming potential (GWP).
 - Available with optional 19" (483mm) white polyethylene or composite cutting board, crumb catcher or overself (19" (483mm) cutting boards exclude dual sided & drawered models).
 - Front breathing.
 - ADA compliant models with 34" work surface height available. (see pg. 57: models -27, -36, -48, -60, -72)
 - Effective April 1, 1998 all production of True models comply with NSF-7 rating.
- Dual Sided Model Has...**
- Food prep access from both sides for high volume access along with the space efficiency of an island prep table.
 - Standard with 11 ¾" (299mm) white polyethylene cutting board.
- Drawered Models Have...**
- Accommodate one 12"L x 20"W x 6"D (305mm x 508mm x 153mm) pan per drawer (drawer pans are not included). (48" (1,220mm) models accommodate one 12"L x 18"W x 6"D (305mm x 458mm x 153mm) food storage box or one ½ size and one ½ size pan per drawer; not included).
 - Door/drawer combination models require customer to designate door/drawer orientation.

Solid Door & Drawer, Single & Dual Sided Sandwich/Salad Unit Refrigerators




model	doors/ drawers	# of shelves	# of pans (top)	hp	amps	crated weight (kg.)	cabinet dimensions (mm) l d† h*
WITH DOORS							
TSSU-27-8**	1/0	2	8	½	4.9	91	702 x 766 x 934
TSSU-36-8	2/0	4	8	½	8.3	116	924 x 766 x 934
TSSU-48-8	2/0	4	8	½	8.6	134	1229 x 766 x 934
TSSU-48-10	2/0	4	10	½	8.6	137	1229 x 766 x 934
TSSU-48-12	2/0	4	12	½	8.6	141	1229 x 766 x 934
TSSU-60-8	2/0	4	8	½	7.8	150	1534 x 766 x 934
TSSU-60-10	2/0	4	10	½	7.8	166	1534 x 766 x 934
TSSU-60-12	2/0	4	12	½	7.8	171	1534 x 766 x 934
TSSU-60-16	2/0	4	16	½	7.8	164	1534 x 766 x 934
TSSU-72-8	3/0	6	8	½	10.3	198	1839 x 766 x 934
TSSU-72-10	3/0	6	10	½	10.3	198	1839 x 766 x 934
TSSU-72-12	3/0	6	12	½	10.3	202	1839 x 766 x 934
TSSU-72-16	3/0	6	16	½	10.3	200	1839 x 766 x 934
TSSU-72-18	3/0	6	18	½	10.3	202	1839 x 766 x 934
WITH DRAWERS OR DOOR/DRAWER COMBO							
TSSU-27-8D-2**	0/2	N/A	8	½	4.9	109	702 x 766 x 934
TSSU-48-12D-2	1/2	2	12	½	8.6	152	1229 x 766 x 934
TSSU-48-12D-4	0/4	N/A	12	½	8.6	159	1229 x 766 x 934
TSSU-60-16D-2	1/2	2	16	½	7.8	184	1534 x 766 x 934
TSSU-60-16D-4	0/4	N/A	16	½	7.8	191	1534 x 766 x 934

All models listed are available with optional crumb catcher.
 All models listed are available with optional 19" (483mm) cutting board (excludes drawered models).
 † Depth does not include 1" (26mm) for rear bumpers.
 * Height does not include 6¼" (159mm) for castors or 6" (153mm) for optional legs.
 ** Length dimension does not include ½" (4mm) (each side) for lid pins, TSSU-27's only.
 note: Door/drawer combination cabinets require customer to designate door/drawer orientation.

model	doors/ drawers	# of shelves	# of pans (top)	hp	amps	crated weight (kg.)	cabinet dimensions (mm) l d† h*
WITH DOORS							
TSSU-60-16-DS-ST	2/0	4	16	½	7.8	193	1534 x 985 x 797

All models listed are available with optional crumb catcher.
 * Height does not include 6¼" (159mm) for castors or 6" (153mm) for optional legs.

Pan Configuration



Standard Models:
 feature two rows of pans (front to back)
 and 299mm cutting board.

True has 3 different widths of spacer bars to accommodate the needs of the end user:

Because plastic and stainless pan manufacturers have different dimensions, widths & sizes, our spacer bars will allow the end user to design almost any pan configuration.

See accessory section for pan sizes & configuration



TSSU-27-8M-B



TSSU-36-12M-B



TSSU-48-18M-B



TSSU-60-24M-B-DS-ST

Remote cabinets available 14% off list (condensing units supplied by others; system comes standard with 404A expansion valve and requires R404A refrigerant). Consult factory technical service dept. for BTU information.

features/benefits

- Oversized and balanced, environmentally-friendly (134A), refrigeration system, with airflow directed at pans for colder temperatures.
 - Holds 33°F to 41°F (0.5°C to 5°C) product temperature in pans.
 - All stainless steel front, top and sides.
 - Stainless steel patented foam insulated cover keeps pans colder to lock in freshness - minimizes condensation.
 - Aluminum finished back.
 - Interior - attractive, NSF approved, clear aluminum sides and top, coved corners and stainless steel floor.
 - Back hood and lid are removable for cleaning purposes.
 - 5" (127mm) diameter castors standard equipment (legs available).
 - Recessed handles.
 - 8 $\frac{7}{8}$ " (226mm) deep full length removable cutting board. Versatile, sanitary, white polyethylene cutting boards provide tough surface. Large comfortable working area.
 - Adjustable, heavy-duty, PVC-coated wire shelves.
 - Standard ($\frac{1}{8}$ size) 6 $\frac{7}{8}$ "L x 6 $\frac{1}{4}$ "W x 4"D (175mm x 159mm x 102mm) clear polycarbonate insert pans included. Also accommodates six and eight inch deep pans (except M-C model). (TSSU-27-12M-B standard with nine $\frac{1}{8}$ and three $\frac{1}{8}$ size pans; TSSU-27-12M-C standard with twelve $\frac{1}{8}$ size pans); positioned in countertop.
 - Swing doors are self-closing with 90 degree stay open feature.
 - Foamed-in-place using Ecomate. A high density, polyurethane insulation with zero ozone depletion potential (ODP) and zero global warming potential (GWP).
 - Front breathing.
 - ADA compliant models with 34" work surface height available. (see pg. 57: models -27, -36, -48, -60, -72)
 - Effective April 1, 1998 all production of True models comply with NSF-7 rating.
- Dual Sided Models Have...**
- Food prep access from both sides for high volume access along with the space efficiency of an island prep table.
 - Standard with 11 $\frac{3}{4}$ " (299mm) white polyethylene cutting board.

Solid Door, Single & Dual Sided, Mega-Top Sandwich/Salad Unit Refrigerators



model	doors	# of shelves	# of pans (top)	hp	amps	crated weight (kg.)	cabinet dimensions (mm) l d† h*
WITH DOORS							
TSSU-27-12M-B**	1	2	12	½	4.9	107	702 x 867 x 1026
TSSU-27-12M-C**	1	2	12	½	4.9	107	702 x 867 x 1026
TSSU-36-12M-B	2	4	12	½	8.3	118	924 x 867 x 1026
TSSU-48-12M-B	2	4	12	½	8.6	148	1229 x 867 x 1026
TSSU-48-15M-B	2	4	15	½	8.6	146	1229 x 867 x 1026
TSSU-48-18M-B	2	4	18	½	8.6	155	1229 x 867 x 1026
TSSU-60-12M-B	2	4	12	½	7.8	168	1534 x 867 x 1026
TSSU-60-15M-B	2	4	15	½	7.8	168	1534 x 867 x 1026
TSSU-60-18M-B	2	4	18	½	7.8	175	1534 x 867 x 1026
TSSU-60-24M-B-ST	2	4	24	½	7.8	175	1534 x 867 x 1026
TSSU-72-12M-B	3	6	12	½	10.3	200	1839 x 867 x 1026
TSSU-72-15M-B	3	6	15	½	10.3	202	1839 x 867 x 1026
TSSU-72-18M-B	3	6	18	½	10.3	202	1839 x 867 x 1026
TSSU-72-24M-B-ST	3	6	24	½	10.3	207	1839 x 867 x 1026
TSSU-72-30M-B-ST	3	6	30	½	10.3	214	1839 x 867 x 1026

- † Depth does not include 1" for rear bumpers.
- * Height does not include 6¼" (159mm) for castors or 6" (153mm) for optional legs.
- ** Length dimension does not include ½" (4mm) (each side) for lid pins, TSSU-27's only.
- # M-B model standard with nine ½ and three ⅓ size pans.

model	doors	# of shelves	# of pans (top)	hp	amps	crated weight (kg.)	cabinet dimensions (mm) l* d† h*
WITH DOORS							
TSSU-60-24M-B-DS-ST	2	4	24	½	7.8	191	1534 x 1026 x 797
TSSU-72-30M-B-DS-ST	3	6	30	½	10.3	223	1839 x 1064 x 797

- ** Length dimension does not include ¼" (7mm) (each side) for cutting board brackets.
- † Depth does not include 3⅝" (80mm) each side on TSSU-60-24M-B-DS-ST or 2⅝" (61mm) each side on TSSU-72-30M-B-DS-ST for cutting boards.
- * Height does not include 6¼" (159mm) for castors or 6" (153mm) for optional legs.

Pan Configuration



Mega Top Models:
feature three rows of pans (front to back) and 226mm cutting board.

True has 3 different widths of spacer bars to accommodate the needs of the end user:

Because plastic and stainless pan manufacturers have different dimensions, widths & sizes, our spacer bars will allow the end user to design almost any pan configuration.

See accessory section for pan sizes & configuration

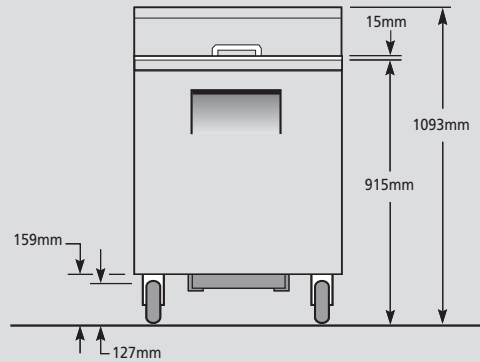


TSSU-48-12-ADA

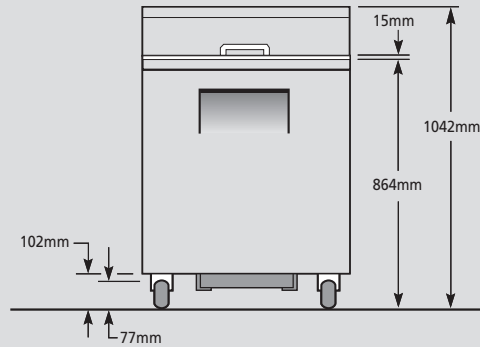


"ADA" models feature 77mm diameter castors.

plan view comparison



Standard 915mm Height



ADA Compliant 864mm Height

Note: All dimensions rounded up to the nearest whole millimeter.

Remote cabinets not available for models on this spread.

**True Sandwich/Salad Units Are Designed To Accommodate
American Disabilities Act (ADA) Requirements.**

model		counter height (mm)
WITH DOORS		
TSSU-27-8-ADA**		864
TSSU-36-8-ADA		864
TSSU-48-8-ADA	See	864
TSSU-48-10-ADA		864
TSSU-48-12-ADA	Specifications	864
TSSU-60-8-ADA		864
TSSU-60-10-ADA	For Standard	864
TSSU-60-12-ADA		864
TSSU-60-16-ADA	Models,	864
TSSU-72-8-ADA		864
TSSU-72-10-ADA	Page 53.	864
TSSU-72-12-ADA		864
TSSU-72-16-ADA		864
TSSU-72-18-ADA		864
DUAL SIDED WITH DOORS		
TSSU-60-16-DS-ST-ADA		864
WITH DRAWERS OR DOOR/DRAWER COMBO		
TSSU-27-8D-2-ADA**		864
TSSU-48-12D-2-ADA		864
TSSU-48-12D-4-ADA		864
TSSU-60-16D-2-ADA		864
TSSU-60-16D-4-ADA		864

model		counter height (mm)
WITH DOORS		
TSSU-27-12M-B-ADA**		864
TSSU-27-12M-C-ADA**		864
TSSU-36-12M-B-ADA	See	864
TSSU-48-12M-B-ADA		864
TSSU-48-15M-B-ADA	Specifications	864
TSSU-48-18M-B-ADA		864
TSSU-60-12M-B-ADA	For Standard	864
TSSU-60-15M-B-ADA		864
TSSU-60-18M-B-ADA	Models,	864
TSSU-60-24M-B-ST-ADA		864
TSSU-72-12M-B-ADA	Page 55.	864
TSSU-72-15M-B-ADA		864
TSSU-72-18M-B-ADA		864
TSSU-72-24M-B-ST-ADA		864
TSSU-72-30M-B-ST-ADA		864
DUAL SIDED WITH DOORS		
TSSU-60-24M-B-DS-ST-ADA		864
TSSU-72-30M-B-DS-ST-ADA		864

True has 3 different widths of spacer bars to accommodate the needs of the end user:

Because plastic and stainless pan manufacturers have different dimensions, widths & sizes, our spacer bars will allow the end user to design almost any pan configuration.

See accessory section for pan sizes & configuration



TPP-44



TPP-60



TPP-67D-4



TPP-93D-2

Remote cabinets available 14% off list (condensing units supplied by others; system comes standard with 404A expansion valve and requires R404A refrigerant). Consult factory technical service dept. for BTU information.

features/benefits

- Oversized and balanced (134A), environmentally-friendly, refrigeration system, with airflow directed at pans to hold 33°F to 41°F (0.5°C to 5°C) temperature.
- All stainless steel front, top and sides.
- Interior - attractive, NSF approved, clear aluminum sides and top, coved corners and stainless steel floor.
- Aluminum finished back.
- Top rail has patented, removable, stainless steel foam insulated covers.
- Adjustable, heavy-duty, PVC-coated wire shelves (not available in drawered sections).
- Standard full set of (1/3 size) 12¾"L x 6¼"W x 6"D (324mm x 159mm x 153mm) NSF approved, clear polycarbonate insert pans included in condiment rail.
- Extra deep 19½" (496mm) full length removable cutting board. Versatile, sanitary, white polyethylene cutting boards provide tough surface. Large comfortable working area.
- Doors swing within cabinet dimensions.
- Foamed-in-place using Ecomate. A high density, polyurethane insulation with zero ozone depletion potential (ODP) and zero global warming potential (GWP).
- Recessed handles.
- 5" (127mm) diameter castors standard equipment (legs available).
- Work surface 36" (915mm) high.
- Front breathing.
- Rear bumpers.
- Self-contained system.
- Effective April 1, 1998 all production of True models comply with NSF-7 rating.
- Drawered models (drawered section only) will accommodate up to two 8" (204mm) deep full size pans (12"L x 20"W x 8"D (305mm x 508mm x 204mm)) per drawer. (pans not included).
- Door models accommodate half bun tray rack; applies to only one door of TPP-60 (18" (458mm) x 26" (661mm) sheet pan) - not included.
- Door/drawer combination models require customer to designate door/drawer orientation.
- Garnish rack and service shelf optional (service shelf is not available on TPP-119's).
- Available with optional 3" (77mm) diameter castors.

Solid Door & Drawered Pizza Prep Table Refrigerators



model	doors/ drawers	# of shelves	# of pans (top)	hp	amps	crated weight (kg.)	cabinet dimensions (mm) l** d† h*
WITH DOORS							
TPP-44	1/0	2	6	½	8.6	150	1131 x 820 x 909
TPP-60	2/0	4	8	½	7.9	184	1531 x 820 x 909
TPP-67	2/0	4	9	½	8.6	205	1709 x 820 x 909
TPP-93	3/0	6	12	½	9.7	275	2369 x 820 x 909
TPP-119♦	4/0	8	15	½	10.8	347	3029 x 820 x 909
WITH DRAWERS OR DOOR/DRAWER COMBO							
TPP-44D-2♦	0/2	N/A	6	½	8.6	168	1131 x 820 x 909
TPP-60D-2	1/2	2	8	½	7.9	202	1531 x 820 x 909
TPP-67D-2	1/2	2	9	½	8.6	220	1709 x 820 x 909
TPP-67D-4	0/4	N/A	9	½	8.6	248	1709 x 820 x 909
TPP-93D-2	2/2	4	12	½	9.7	286	2369 x 820 x 909
TPP-93D-4	1/4	2	12	½	9.7	309	2369 x 820 x 909
TPP-93D-6	0/6	N/A	12	½	9.7	334	2369 x 820 x 909
TPP-119D-2♦	3/2	6	15	½	10.8	377	3029 x 820 x 909
TPP-119D-4♦	2/4	4	15	½	10.8	395	3029 x 820 x 909
TPP-119D-6♦	1/6	2	15	½	10.8	393	3029 x 820 x 909
TPP-119D-8♦	0/8	N/A	15	½	10.8	438	3029 x 820 x 909

** Length dimension does not include ¼" (7mm) (each side) for cutting board brackets.

** Length dimension does not include ⅜" (10mm) (each side) for lid pins on the TPP-60, TPP-60D-2, TPP-67, TPP-67D-2 & TPP-67D-4.

† Depth dimension does not include 3" (77mm) for cutting boards.

‡ Depth does not include 1" (26mm) for rear bumpers or ¼" (7mm) for front bumper.

* Height does not include 6¼" (159mm) for castors or 6" (153mm) for optional legs.

note: Door/drawer combination cabinets require customer to designate door/drawer orientation.

♦ Currently not available in 208/230V/60HZ.

True has 3 different widths of spacer bars to accommodate the needs of the end user:

Because plastic and stainless pan manufacturers have different dimensions, widths & sizes, our spacer bars will allow the end user to design almost any pan configuration.

See accessory section for pan sizes & configuration



TFP-32-12M



TFP-48-18M



TFP-64-24M-D-4



TFP-72M-D-6

Remote cabinets not available for models on this spread.

features/benefits

- Oversized and balanced (134A), environmentally-friendly, refrigeration system, with guided airflow directed to provide uniform temperature in food pans and cabinet interior.
- Exclusive forced-air design holds 33°F to 41°F (.5°C to 5°C) product temperature in food pans and cabinet interior.
- All stainless steel front, top and sides.
- Interior - attractive, NSF approved, clear aluminum sides and top, coved corners and stainless steel floor.
- Aluminum finished back.
- Top rail has patented, removable, stainless steel foam insulated covers.
- Adjustable, heavy-duty, PVC-coated wire shelves (not available in drawered sections).
- 8" (204 mm) deep, full length removable cutting board. Sanitary, high-density, NSF approved white polyethylene provides tough preparation surface.
- Doors swing within cabinet dimensions.
- Foamed-in-place using Ecomate. A high density, polyurethane insulation with zero ozone depletion potential (ODP) and zero global warming potential (GWP).
- Recessed handles.
- 2½" (64 mm) diameter castors - locks provided on front set.
- Work surface 36" (915mm) high.
- Front breathing.
- Self-contained system.
- NSF-7 compliant for open food product.
- TFP-32-12M-D-2 & TFP-64-24M-D-4 Each drawer accommodates two (2) full size 12"L x 20"W x 6"D (305 mm x 508 mm x 153 mm) food pan (sold separately). Drawer will support varying size pan configurations with available pan divider bars (drawer pans sold separately).
- TFP-48-18M-D-4 & TFP-72-30M-D-6 Each drawer accommodates one (1) full size 12"L x 20"W x 6"D (305 mm x 508 mm x 153 mm) food pan & three (3) ½ size or six (6) ¼ size & three (3) ¼ size pans per drawer (sold separately). Drawer will support varying size pan configurations with available pan divider bars (drawer pans sold separately).
- Door/drawer combination models require customer to designate door/drawer orientation.
- Available with optional single and double over shelves. Consult factory for model specific availability.

Solid Door & Drawered Food Prep Unit Refrigerators



model	doors/ drawers	# of shelves	# of pans (top)	hp	amps	crated weight (kg.)	cabinet dimensions (mm) l d† h*
NO DRAWERS							
TFP-32-12M♦♦	1/0	2	12	1/5	3.3	143	816 x 801 x 1162
TFP-48-18M♦♦	2/0	4	18	1/5	2.9	218	1223 x 801 x 1162
TFP-64-24M♦♦	2/0	4	24	1/5	4.8	N/A	1629 x 801 x 1162
TFP-72-30M♦♦	3/0	6	30	1/5	5.1	241	1832 x 801 x 1162
DRAWERS							
TFP-32-12M-D-2♦♦	0/2	N/A	12	1/5	3.3	143	816 x 801 x 1162
TFP-48-18M-D-4♦♦	0/4	N/A	18	1/5	2.9	218	1223 x 801 x 1162
TFP-64-24M-D-4♦♦	0/4	N/A	24	1/5	4.8	259	1629 x 801 x 1162
TFP-72-30M-D-6♦♦	0/6	N/A	30	1/5	5.1	288	1832 x 801 x 1162

† Depth does not include 2" (51mm) for cutting board.

* Height does not include 3/4" (19mm) for castors.

♦ Currently not available in 230/240V/50Hz.

♦♦ Currently not available in 208/230V/60Hz.

True has 3 different widths of spacer bars to accommodate the needs of the end user:

Because plastic and stainless pan manufacturers have different dimensions, widths & sizes, our spacer bars will allow the end user to design almost any pan configuration.

See accessory section for pan sizes & configuration

All dimensions are rounded up to the nearest whole millimeter.

Specifications subject to change without notice.

True Website: www.truefmfg.com

TFP
FOOD PREP TABLES



Proud to be manufactured in the United States.



TUC



scan for video

True[®]
REFRIGERATION



UNDERCOUNTERS

The undercounter series (TUC) offers an exceptional combination of refrigeration options that either slides easily under existing countertops for space efficiency or provides a functional work surface for easy food preparation.



TUC-24



TUC-48F-D-4



TUC-60G



TUC-72

TUC-24 is not available in remote.

Remote cabinets available 14% off list (condensing units supplied by others; system comes standard with 404A expansion valve and requires R404A refrigerant). Consult factory technical service dept. for BTU information.

features/benefits

- Oversized, environmentally-friendly refrigeration system (refrigerators: 134A / freezers: 404A, excluding TUC-27F which uses 134A).
- Refrigerator holds 33°F to 38°F (0.5°C to 3.3°C) temperature; freezer holds -10°F (-23.3°C).
- Automatic defrost system on freezer models time-initiated, time-terminated.
- All stainless steel front, top and sides.
- Interior - attractive, NSF approved, clear aluminum sides and top, coved corners and stainless steel floor.
- Aluminum finished back.
- Adjustable, heavy-duty, PVC-coated wire shelves (not available in drawered models).
- Front breathing.
- Recessed handles (excludes glass door models).
- Swing doors are self-closing with 90 degree stay open feature. (Excludes glass door models).
- Doors swing within cabinet dimensions.
- Self-contained system.
- Foamed-in-place using Ecomate. A high density, polyurethane insulation with zero ozone depletion potential (ODP) and zero global warming potential (GWP).
- 5" (127mm) diameter castors standard equipment (legs available).
- Work surface 36" (915mm) high.
- Low profile models (31 $\frac{7}{8}$ " (810mm) work surface height) upcharge applies or ADA compliant with 34" (864mm) work surface height available; no charge. (see pg. 69: models -27, -36, -48, -60, -72).
- Heavy, 16 gauge tops available -upcharge applies.

Glass Door Models

- Energy efficient, "Low-E", thermal insulated glass doors on refrigerator models (triple pane thermal insulated glass on freezer models).
- Extruded, aluminum door frames.
- Fluorescent interior lighting.

Drawered Models

- Accommodates one 12"L x 20"W x 6"D (305mm x 508mm x 153mm) full size pan or two $\frac{1}{2}$ pans or three $\frac{1}{3}$ pans per drawer. (48" (1,220mm) models accommodate one 12"L x 18"W x 6"D (305mm x 408mm x 153mm) food storage box or one $\frac{1}{3}$ size and one $\frac{1}{2}$ size pan per drawer; not included).
- Door/drawer combination models require customer to designate door/drawer orientation.

Solid & Glass Door & Drawered Undercounter Refrigerators & Freezers



model	doors/ drawers	# of shelves	hp	amps	crated weight (kg.)	cabinet dimensions (mm) l d † h*
SOLID DOORS						
TUC-24♦	1/0	2	1/8	2.5	75	610 x 628 x 829
TUC-27	1/0	2	1/8	3.9	89	702 x 766 x 756
TUC-36	2/0	4	1/8	4.7	109	924 x 766 x 756
TUC-48	2/0	4	1/8	5.0	127	1229 x 766 x 756
TUC-60	2/0	4	1/8	5.1	162	1534 x 766 x 756
TUC-72	3/0	6	1/8	8.5	184	1839 x 766 x 756
GLASS DOORS						
TUC-27G	1/0	2	1/8	3.9	91	702 x 766 x 756
TUC-48G	2/0	4	1/8	5.0	139	1229 x 766 x 756
TUC-60G■	2/0	4	1/8	5.1	166	1534 x 766 x 756
WITH DRAWERS OR DOOR/DRAWER COMBO						
TUC-27D-2	0/2	N/A	1/8	3.9	103	702 x 766 x 756
TUC-48D-2	1/2	2	1/8	5.0	139	1229 x 766 x 756
TUC-48D-4	0/4	N/A	1/8	5.0	150	1229 x 766 x 756
TUC-60D-2	1/2	2	1/8	5.1	173	1534 x 766 x 756
TUC-60D-4	0/4	N/A	1/8	5.1	182	1534 x 766 x 756

† Depth does not include 1" (26mm) for rear bumpers.

* Height does not include 6 1/4" (159mm) for castors or 6" (153mm) for optional legs. (Excludes TUC-24).

note: Door/drawer combination cabinets require customer to designate door/drawer orientation.

■ Currently not available in 230/240V/50Hz.

♦ Currently not available in 208/230V/60Hz.

model	doors/ drawers	# of shelves	hp	amps	crated weight (kg.)	cabinet dimensions (mm) l d † h*
SOLID DOORS						
TUC-27F	1/0	2	1/8	4.8	93	702 x 766 x 756
TUC-48F	2/0	4	1/8	6.1	132	1229 x 766 x 756
TUC-60F	2/0	4	1/8	6.6	168	1534 x 766 x 756
WITH DRAWERS						
TUC-27F-D-2♦	0/2	N/A	1/8	4.8	100	702 x 766 x 756
TUC-48F-D-4♦■	0/4	N/A	1/8	6.1	148	1229 x 766 x 756

† Depth does not include 1" (26mm) for rear bumpers.

* Height does not include 6 1/4" (127mm) for castors or 6" (153mm) for optional legs.

note: Door/drawer combination cabinets require customer to designate door/drawer orientation.

■ Currently not available in 230/240V/50Hz.

♦ Currently not available in 208/230V/60Hz.

TUC MODELS
Heavy, 16 Gauge Tops - List Upcharge
All TUC-24 models
All TUC-27 models
All TUC-36 models
All TUC-48 models
All TUC-60 models
All TUC-72 models

All dimensions are rounded up to the nearest whole millimeter.

Specifications subject to change without notice.

True Website: www.truemfg.com

TUC UNDERCOUNTERS



TUC-44



TUC-60-32D-2



TUC-67F



TUC-93D-6

Remote cabinets available 14% off list (condensing units supplied by others; system comes standard with 404A expansion valve and requires R404A refrigerant). Consult factory technical service dept. for BTU information.

features/benefits

- Oversized, environmentally-friendly refrigeration system (refrigerators: 134A / freezers: 404A).
 - Refrigerator holds 33°F to 38°F (0.5°C to 3.3°C) temperature; freezer holds -10°F (-23.3°C).
 - Automatic defrost system on freezer models time-initiated, time-terminated.
 - 360° circular airflow for uniform product cooling.
 - All stainless steel front, top and sides.
 - Interior - attractive, NSF approved, clear aluminum sides and top, coved corners and stainless steel floor.
 - Aluminum finished back.
 - Features the combined advantage of convenient undercounter placement with deeper refrigerated storage.
 - Easily slides under counters, maximizes space for refrigerated food storage in fast food line-up.
 - Recessed handles.
 - Doors swing within cabinet dimensions.
 - Work surface 36" (915mm) high.
 - Adjustable, heavy-duty, PVC-coated wire shelves (not available in drawered sections).
 - Foamed-in-place using Ecomate. A high density, polyurethane insulation with zero ozone depletion potential (ODP) and zero global warming potential (GWP).
 - 5" (127mm) diameter castors standard equipment (legs available).
 - Front breathing.
 - Self-contained system.
 - Heavy, 16 gauge tops available, upcharge applies.
 - Door models accommodate half bun tray rack; applies to only one door of TUC-60-32 (18" x 26" sheet pan (458mm x 661mm)) - not included.
 - Available with optional 3" (77mm) diameter castors.
- Drawered Models**
- Accommodates two 12"L x 20"W x 8"D (305mm x 508mm x 204mm) full size pans or four ½ pans or six ⅓ pans per drawer. Pans not included.
 - Door/drawer combination models require customer to designate door/drawer orientation.

Solid & Glass Door & Drawered Deep Undercounter Refrigerators & Freezers



model	doors/ drawers	# of shelves	hp	amps	crated weight (kg.)	cabinet dimensions (mm) l d† h*
SOLID DOORS						
TUC-44	1/0	2	½	5.1	132	1131 x 820 x 756
TUC-60-32♦	2/0	4	½	5.1	166	1531 x 820 x 756
TUC-67	2/0	4	½	5.1	175	1709 x 820 x 756
TUC-93	3/0	6	½	4.5	248	2369 x 820 x 756
WITH DRAWERS OR DOOR/DRAWER COMBO						
TUC-44D-2♦■	0/2	N/A	½	5.1	130	1131 x 820 x 756
TUC-60-32D-2♦	1/2	2	½	5.1	166	1531 x 820 x 756
TUC-67D-2♦■	1/2	2	½	5.1	193	1709 x 820 x 756
TUC-67D-4	0/4	N/A	½	5.1	218	1709 x 820 x 756
TUC-93D-2	2/2	4	½	4.5	261	2369 x 820 x 756
TUC-93D-4	1/4	2	½	4.5	289	2369 x 820 x 756
TUC-93D-6	0/6	N/A	½	4.5	309	2369 x 820 x 756

† Depth does not include 1" (26mm) for rear bumpers or ¼" (7mm) for front bumper.
 * Height does not include 6¼" (159mm) for castors or 6" (153mm) for optional legs.
 note: Door/drawer combination cabinets require customer to designate door/drawer orientation.
 ■ Currently not available in 230/240V/50Hz.
 ♦ Currently not available in 208/230V/60Hz.

model	doors/ drawers	# of shelves	hp	amps	crated weight (kg.)	cabinet dimensions (mm) l d† h*
SOLID DOORS						
TUC-44F♦■	1/0	2	½	7.0	137	1131 x 820 x 756
TUC-60-32F♦■	2/0	4	½	7.0	168	1531 x 820 x 756
TUC-67F■	2/0	4	½	7.0	193	1709 x 820 x 756

† Depth does not include 1" (26mm) for rear bumpers or ¼" (7mm) for front bumper.
 * Height does not include 6¼" (159mm) for castors or 6" (153mm) for optional legs.
 ■ Currently not available in 230/240V/50Hz.
 ♦ Currently not available in 208/230V/60Hz.

DEEP TUC MODELS	Heavy Duty Package - List Price :
Heavy, 16 Gauge Tops - List Upcharge	20 gauge door, 20 gauge sides, 20 gauge back, 16 gauge top & stainless interior
All TUC-44 models	TUC-44HD/-44F-HD
All TUC-60-32 models	TUC-60-32HD/-32F-HD
All TUC-67 models	TUC-67HD/-67F-HD
All TUC-93 models	TUC-93HD

All dimensions are rounded up to the nearest whole millimeter.

Specifications subject to change without notice.

True Website: www.truemfg.com

TUC UNDERCOUNTERS



Standard models feature 127mm diameter castors.



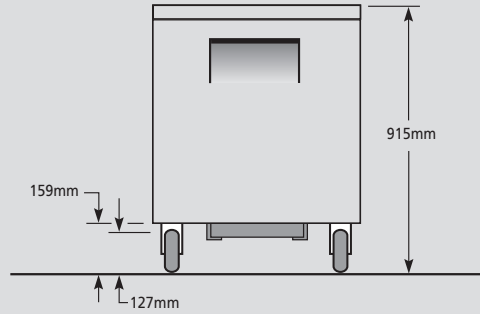
"ADA" models feature 77mm diameter castors.



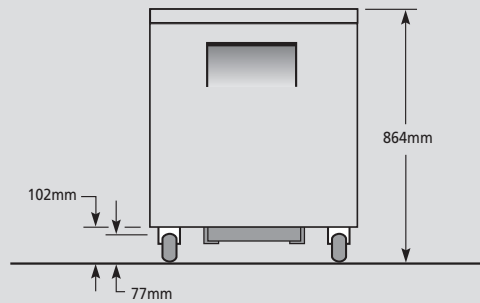
"LP" models feature 39mm diameter, dual swivel castors.

Remote cabinets not available for models on this spread.

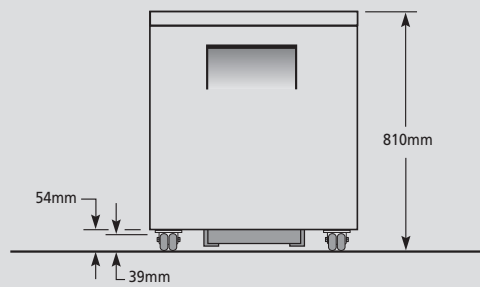
plan view comparison



Standard 915mm Height



ADA Compliant 864mm Height



Low Profile 810mm Height

Note: All dimensions rounded up to the nearest whole millimeter.

True Undercounter Units Are Designed To Accommodate *American Disabilities Act (ADA) Requirements,* and Fabricated Counter Tops.

model		counter height (mm)
REFRIGERATORS		
TUC-27-ADA		864
TUC-36-ADA		864
TUC-48-ADA	See	864
TUC-60-ADA		864
TUC-72-ADA	Specifications	864
FREEZERS		
TUC-27F-ADA	For Standard	864
TUC-48F-ADA		864
TUC-60F-ADA	Models,	864
GLASS DOOR REFRIGERATORS		
TUC-27G-ADA	Page 65.	864
TUC-48G-ADA		864
TUC-60G-ADA▪		864
DRAWERED REFRIGERATORS		
TUC-27D-2-ADA		864
TUC-48D-2-ADA		864
TUC-48D-4-ADA		864
TUC-60D-2-ADA		864
TUC-60D-4-ADA		864

▪ Currently not available in 230/240V/50Hz.

model		amps	counter height (mm)
REFRIGERATORS			
TUC-27-LP		3.9	810
TUC-36-LP	See	6.1	810
TUC-48-LP		6.4	810
TUC-60-LP	Specifications	6.5	810
FREEZERS			
TUC-27F-LP	For Standard	4.8	810
TUC-48F-LP		6.8	810
TUC-60F-LP	Models,	8.0	810
GLASS DOOR REFRIGERATORS			
TUC-27G-LP	Page 65.	3.9	810
TUC-48G-LP		6.4	810
TUC-60G-LP▪		6.5	810
REFRIGERATORS WITH DRAWERS OR DOOR/DRAWER COMBO			
TUC-27D-2-LP		3.9	810
TUC-48D-2-LP		6.4	810
TUC-48D-4-LP		6.4	810
TUC-60D-2-LP		6.5	810
TUC-60D-4-LP		6.5	810

▪ Currently not available in 230/240V/50Hz.

TUC ADA & LP MODELS	
Heavy, 16 Gauge Tops - List Upcharge	
	TUC-27's
	TUC-36's
	TUC-48's
	TUC-60's
	TUC-72's



Proud to be manufactured in the United States.



TWT



scan for video

True[®]
REFRIGERATION



WORKTOPS

The worktop series (TWT) also provides a functional work surface as well as a one piece formed construction stainless backsplash.



TWT-27



TWT-36



TWT-48D-4



TWT-60F

Remote cabinets available 14% off list (condensing units supplied by others; system comes standard with 404A expansion valve and requires R404A refrigerant). Consult factory technical service dept. for BTU information.

features/benefits

- Oversized, environmentally-friendly refrigeration system (refrigerators: 134A / freezers: 404A).
- Refrigerator holds 33°F to 38°F (0.5°C to 3.3°C) temperature; freezer holds -10°F (-23.3°C).
- Automatic defrost system on freezer models time-initiated, time-terminated.
- 360° circular airflow for uniform product cooling.
- All stainless steel front, top and sides.
- Interior - attractive, NSF approved, clear aluminum sides and top, stainless steel floor with coved corners.
- .040 aluminum finished back minimizes dirt accumulation.
- Recessed handles.
- Work surface 36" (915mm) high.
- Stainless steel backsplash - one piece formed construction. No bacteria or food particles can be trapped underneath as with other two piece worktop units.
- Adjustable PVC-coated wire shelves (not available in drawered models).
- Foamed-in-place using Ecomate. A high density, polyurethane insulation with zero ozone depletion potential (ODP) and zero global warming potential (GWP).
- 5" (127mm) diameter castors standard equipment (legs available).
- Front breathing. May be aligned side by side with other units.
- Swing doors are self-closing with 90 degree stay open feature.
- Doors swing within cabinet dimensions.
- Self-contained system.
- ADA compliant models with 34" (864mm) work surface height available; no charge. (see pg. 77: models -27, -36, -48, -60, -72).
- Heavy, 16 gauge tops available -upcharge applies.

Drawered Models

- Accommodates one 12"L x 20"W x 6"D (305mm x 508mm x 153mm) full size pan or two ½ pans or three ⅓ pans per drawer. (48" (1,220mm) models accommodate one 12"L x 18"W x 6"D (305mm x 408mm x 153mm) food storage box or one ⅓ size and one ½ size pan per drawer; not included).
- Door/drawer combination models require customer to designate door/drawer orientation.

Solid Door & Drawered Worktop Refrigerators & Freezers



model	doors/ drawers	# of shelves	hp	amps	crated weight (kg.)	cabinet dimensions (mm) l d† h*
WITH DOORS						
TWT-27	1/0	2	½	3.9	89	702 x 766 x 848
TWT-36	2/0	4	½	4.7	109	924 x 766 x 848
TWT-48	2/0	4	½	5.0	127	1229 x 766 x 848
TWT-60	2/0	4	½	5.1	157	1534 x 766 x 848
TWT-72	3/0	6	½	8.5	184	1839 x 766 x 848
WITH DRAWERS OR DOOR/DRAWER COMBO						
TWT-27D-2	0/2	N/A	½	3.9	98	702 x 766 x 848
TWT-48D-2	1/2	2	½	5.0	143	1229 x 766 x 848
TWT-48D-4	0/4	N/A	½	5.0	150	1229 x 766 x 848
TWT-60D-2	1/2	2	½	5.1	157	1534 x 766 x 848
TWT-60D-4	0/4	N/A	½	5.1	186	1534 x 766 x 848

† Depth does not include 1" (26mm) for rear bumpers.

* Height does not include 6¼" (159mm) for castors or 6" (153mm) for optional legs.

note: Door/drawer combination cabinets require customer to designate door/drawer orientation.

model	doors/ drawers	# of shelves	hp	amps	crated weight (kg.)	cabinet dimensions (mm) l d† h*
WITH DOORS						
TWT-27F	1/0	2	½	4.8	96	702 x 766 x 848
TWT-48F	2/0	4	¼	6.1	130	1229 x 766 x 848
TWT-60F	2/0	4	½	6.6	171	1534 x 766 x 848

† Depth does not include 1" (26mm) for rear bumpers.

* Height does not include 6¼" (159mm) for castors or 6" (153mm) for optional legs.

TWT MODELS
Heavy, 16 Gauge Tops - List Upcharge
All TWT-27 models
All TWT-36 models
All TWT-48 models
All TWT-60 models
All TWT-72 models



TWT-44D-2



TWT-60-32F



TWT-67D-2



TWT-93

Remote cabinets available 14% off list (condensing units supplied by others; system comes standard with 404A expansion valve and requires R404A refrigerant). Consult factory technical service dept. for BTU information.

features/benefits

- Oversized, environmentally-friendly refrigeration system (refrigerators: 134A / freezers: 404A).
- Refrigerator holds 33°F to 38°F (0.5°C to 3.3°C) temperature; freezer holds -10°F (-23.3°C).
- Automatic defrost system on freezer models time-initiated, time-terminated.
- 360° circular airflow for uniform product cooling.
- All stainless steel front, top and sides.
- Interior - attractive, NSF approved, clear aluminum sides and top, coved corners and stainless steel floor.
- Aluminum finished back.
- Work surface 36" (915mm) high.
- Front breathing.
- Features the combined advantage of convenient worktop prep space with deeper refrigerated storage.
- Recessed handles.
- Adjustable, heavy-duty, PVC-coated wire shelves (not available in drawered sections).
- Foamed-in-place using Ecomate. A high density, polyurethane insulation with zero ozone depletion potential (ODP) and zero global warming potential (GWP).
- 5" (127mm) diameter castors standard equipment (legs available).
- Doors swing within cabinet dimensions.
- Self-contained system.
- Door models accommodate half bun tray rack; applies to only one door of TWT-60-32 (18" x 26" (457mm x 661mm) sheet pan) not included.
- Heavy, 16 gauge tops available, upcharge applies.
- Available with optional 3" (77mm) diameter castors.

Drawered Models

- Accommodates two 12"L x 20"W x 8"D (305mm x 508mm x 204mm) full size pans or four ½ pans or six ⅓ pans per drawer. Pans not included.
- Door/drawer combination models require customer to designate door/drawer orientation.

Solid Door & Drawered Deep Worktop Refrigerators & Freezers



model	doors/ drawers	# of shelves	hp	amps	crated weight (kg.)	cabinet dimensions (mm) l d† h*
SOLID DOORS						
TWT-44	1/0	2	½	5.1	130	1131 x 823 x 848
TWT-60-32♦	2/0	4	½	5.1	164	1531 x 823 x 848
TWT-67	2/0	4	½	5.1	191	1709 x 823 x 848
TWT-93	3/0	6	½	4.5	248	2369 x 823 x 848
DRAWERED						
TWT-44D-2♦♦	0/2	N/A	½	5.1	130	1131 x 823 x 848
TWT-60-32D-2♦	1/2	2	½	5.1	180	1531 x 823 x 848
TWT-67D-2	1/2	2	½	5.1	196	1709 x 823 x 848
TWT-67D-4	0/4	N/A	½	5.1	225	1709 x 823 x 848
TWT-93D-2	2/2	4	½	4.5	261	2369 x 823 x 848
TWT-93D-4	1/4	2	½	4.5	277	2369 x 823 x 848
TWT-93D-6	0/6	N/A	½	4.5	309	2369 x 823 x 848

† Depth does not include 1" (26mm) for rear bumpers or ¼" (7mm) for front bumper.
 * Height does not include 6¼" (159mm) for castors or 6" (153mm) for optional legs.
 note: Door/drawer combination cabinets require customer to designate door/drawer orientation.
 ■ Currently not available in 230/240V/50Hz.
 ♦ Currently not available in 208/230V/60Hz.

model	doors/ drawers	# of shelves	hp	amps	crated weight (kg.)	cabinet dimensions (mm) l d h
SOLID DOORS						
TWT-44F♦♦	1/0	2	½	7.0	139	1131 x 823 x 848
TWT-60-32F♦♦	2/0	4	½	7.0	175	1531 x 823 x 848
TWT-67F♦♦	2/0	4	½	7.0	198	1709 x 823 x 848

† Depth does not include 1" (26mm) for rear bumpers or ¼" (7mm) for front bumper.
 * Height does not include 6¼" (159mm) for castors or 6" (153mm) for optional legs.
 ■ Currently not available in 230/240V/50Hz.
 ♦ Currently not available in 208/230V/60Hz.

DEEP TWT MODELS	Heavy Duty Package - List Price: 20 gauge door, 20 gauge sides, 20 gauge back, 16 gauge top & stainless interior
Heavy, 16 Gauge Tops - List Upcharge	
All TWT-44 models	TWT-44HD/-44F-HD
All TWT-60-32 models	TWT-60-32HD/-32F-HD
All TWT-67 models	TWT-67HD/-67F-HD
All TWT-93 models	TWT-93HD

All dimensions are rounded up to the nearest whole millimeter.

Specifications subject to change without notice.

True Website: www.truemfg.com

TWT
WORKTOPS

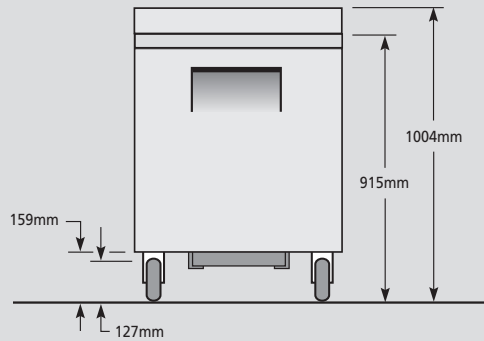


TWT-27-ADA

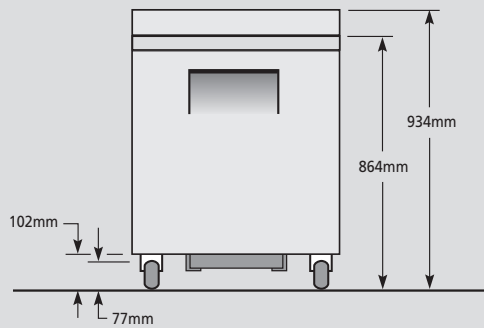


"ADA" models feature 77mm diameter castors.

plan view comparison



Standard 915mm Height



ADA Compliant 864mm Height

Note: All dimensions rounded up to the nearest whole millimeter.

Remote cabinets not available for models on this spread.

**True Worktop Units Are Designed To Accommodate
American Disabilities Act (ADA) Requirements.**

model		counter height (mm)
NO DRAWERS		
TWT-27-ADA		864
TWT-36-ADA		864
TWT-48-ADA	See	864
TWT-60-ADA		864
TWT-72-ADA	Specifications	864
DRAWERED		
TWT-27D-2-ADA	For Standard	864
TWT-48D-2-ADA		864
TWT-48D-4-ADA	Models,	864
TWT-60D-2-ADA		864
TWT-60D-4-ADA	Page 73.	864

TWT ADA MODELS
Heavy, 16 Gauge Tops - List Upcharge
All TWT-27 models
All TWT-36 models
All TWT-48 models
All TWT-60 models
All TWT-72 models



Proud to be manufactured in the United States.




TRCB

Flat top option shown.



scan for video

True[®]
REFRIGERATION



CHEF BASES

True's high-performance designed chef base (TRCB Series) cabinets are made with a one-piece, heavy gauge reinforced stainless steel top. Tops come standard with True's drip resistant "V" edge to protect against spills



TRCB-36



TRCB-48



TRCB-52



TRCB-79-86



TRCB-96

Remote cabinets available 14% off list (condensing units supplied by others; system comes standard with 404A expansion valve and requires R404A refrigerant). Consult factory technical service dept. for BTU information.

features/benefits

- Oversized, environmentally-friendly refrigeration system (134A).
- Holds 33°F to 38°F (0.5°C to 3.3°C) temperature.
- All stainless steel front, top and sides.
- Interior - attractive, NSF approved, clear aluminum liner. Stainless steel floor with coved corners.
- Aluminum finished back.
- Chef base top is made of one-piece heavy-duty, 18 gauge, reinforced stainless steel with drip guard (16 gauge tops available). True's drip resistant "V" edge protects against spills.
- Top is insulated to eliminate heat transfer to interior of cabinet.
- 4" (102mm) diameter castors standard equipment (legs available).
- Foamed-in-place using Ecomate. A high density, polyurethane insulation with zero ozone depletion potential (ODP) and zero global warming potential (GWP).
- Strong, durable construction - One section cabinet countertop supports up to 717 pounds of equipment. Two section cabinet countertop supports up to 1,084 pounds of equipment. Three section cabinet countertop supports up to 2,000 pounds of equipment.
- Exterior, digital temperature display.
- Front breathing.
- Self-contained system.
- Drawer facings, liners and frames are stainless steel.
- Each drawer is equipped with full perimeter magnetic gaskets (removable for cleaning).
- Accommodates two 12" (305mm)L x 20" (508mm)W x 4" (102mm)D pans per drawer (TRCB-52's, TRCB-96 and left side drawers of TRCB-82's accommodate three 12" (305mm)L x 20" (508mm)W x 4" (102mm)D pans per drawer). TRCB-36 accommodates one 12" (305mm)L x 20" (508mm)W x 4" (102mm)D pan and three 6" (153mm)L x 6" (153mm)W x 4" (102mm)D pans per drawer. Pans not included.
- One, heavy gauge, removable, stainless steel pan divider per drawer (two pan dividers per drawer standard on TRCB-52's, TRCB-96 and left side drawers of TRCB-82's).
- TRCB-52-60, TRCB-79-86, TRCB-82-84 & TRCB-82-86 feature extended heavy-duty top for additional equipment space.
- All TRCB units are available with a flat top option (no marine edge) at no extra charge when unit is ordered with option (lead time may apply).

TRCB
CHEF BASES

model	drawers	hp	amps	crated weight (kg.)	cabinet dimensions (mm) l d f h*
REFRIGERATORS					
TRCB-36♦	2	1/5	5.7	127	924 x 816 x 518
TRCB-48♦	2	1/5	5.4	148	1229 x 816 x 518
TRCB-52	2	1/5	8.1	155	1318 x 816 x 518
TRCB-52-60	2	1/5	8.1	168	1524 x 816 x 518
TRCB-72♦	4	1/5	9.9	220	1839 x 816 x 518
TRCB-79	4	1/5	8.8	225	2013 x 775 x 518
TRCB-79-86	4	1/5	8.8	223	2191 x 775 x 518
TRCB-82♦	4	1/5	10.3	241	2093 x 816 x 518
TRCB-82-84♦	4	1/5	10.3	252	2134 x 816 x 518
TRCB-82-86♦	4	1/5	10.3	234	2191 x 816 x 518
TRCB-96♦	4	1/5	10.4	277	2426 x 816 x 518
TRCB-110♦	6	1/5	9.5	316	2794 x 775 x 518

† Depth does not include 1" (26mm) for rear bumpers.

* Height does not include 5" (127mm) for castors or 6" (153mm) for optional legs.

♦ Currently not available in 208/230V/60Hz.



Flat top option

TRCB MODELS
Heavy, 16 Gauge Tops - List Upcharge
TRCB-36
TRCB-48
TRCB-52
TRCB-52-60
TRCB-72
TRCB-79
TRCB-79-86
TRCB-82
TRCB-82-84
TRCB-82-86
TRCB-96
TRCB-110

TRCB MODELS
Recommended Operating Conditions
<ul style="list-style-type: none"> • Installation of a heat shield is recommended for optimum performance (supplied by others). • Counter top cooking equipment should be used in conjunction with the manufacturer supplied legs. • Minimum clearance of 102mm required between bottom of cooking equipment heating element and TRCB top. Failure to provide clearance voids manufacturer warranty.



Proud to be manufactured in the United States.



TMC

True[®]
REFRIGERATION



MILK COOLERS

True's forced-air milk coolers (TMC series) feature oversized refrigeration systems designed to hold milk at 0.5°C to 3.3°C. Colder milk results in increased sales and less spoilage. Units feature conveniently designed self-service drop-front and flip-top doors. True's forced-air advantage allows milk products to remain cold even with access doors open and eliminates the ice build up associated with cold wall construction.



TMC-34-S



TMC-49



TMC-49-S-DS-SS



TMC-58-DS

Remote cabinets available 14% off list (condensing units supplied by others; system comes standard with 404A expansion valve and requires R404A refrigerant). Consult factory technical service dept. for BTU information.

features/benefits

- Environmentally-friendly (134A) forced-air refrigeration.
- Holds milk 33°F to 38°F (0.5°C to 3.3°C).
- Stainless steel or combination stainless/white vinyl exterior.
- Exterior custom colors/graphics available as an upcharge (consult factory).
- Reinforced, stainless steel interior floor.
- Interior - attractive, NSF approved, clear aluminum or stainless steel.
- Exterior digital temperature display standard for easy visibility.
- Easy-roll, all swivel 4" (102mm) diameter castors (front castors lock in place).
- Locks standard.
- Heavy-duty floor rack standard.
- Convenient clean out drain standard.
- Door support bumpers.
- Dual sided models offer convenient, efficient access to refrigerated product.
- "Hold open" flip-up top feature, standard.
- Self-service doors feature convenient drop front and flip-up top.
- Self-contained system.
- Available with optional corner bumpers.
- A variety of exterior color options available (see www.truemfg.com for the latest offerings).
- See www.truemfg.com for school milk profit calculator.
- All crate capacities are for standard 13" x 13" x 11½" (331 x 331 x 296 mm) milk crate.

Solid Door Single & Dual Sided Refrigerators



model	doors	crate capacity	floor racks	hp	amps	crated weight (kg.)	cabinet dimensions (mm) l** d† h*
WHITE VINYL & STAINLESS STEEL EXTERIOR/WHITE ALUMINUM INTERIOR							
TMC-34♦♦	2	8	2	1/3	6.8	150	864 x 848 x 1055
TMC-49	2	12	3	1/3	6.8	186	1245 x 848 x 1055
TMC-58	2	16	3	1/3	6.8	202	1474 x 848 x 1055
STAINLESS STEEL EXTERIOR/WHITE ALUMINUM INTERIOR							
TMC-34-S♦♦	2	8	2	1/3	6.8	152	864 x 848 x 1055
TMC-49-S	2	12	3	1/3	6.8	186	1245 x 848 x 1055
TMC-58-S	2	16	3	1/3	6.8	198	1474 x 848 x 1055
WHITE VINYL & STAINLESS STEEL EXTERIOR/STAINLESS STEEL INTERIOR							
TMC-34-SS♦♦	2	8	2	1/3	6.8	164	864 x 848 x 1055
TMC-49-SS	2	12	3	1/3	6.8	186	1245 x 848 x 1055
TMC-58-SS	2	16	3	1/3	6.8	202	1474 x 848 x 1055
STAINLESS STEEL EXTERIOR/STAINLESS STEEL INTERIOR							
TMC-34-S-SS♦♦	2	8	2	1/3	6.8	157	864 x 848 x 1055
TMC-49-S-SS	2	12	3	1/3	6.8	189	1245 x 848 x 1055
TMC-58-S-SS	2	16	3	1/3	6.8	200	1474 x 848 x 1055

** Length does not include 1/8" (4mm) each side for lid pins.

† Depth does not include 1" (26mm) for bumpers.

* Height does not include 5/8" (131mm) for castors.

■ Currently not available in 230/240V/50Hz.

♦ Currently not available in 208/230V/60Hz.

model	doors	crate capacity	floor racks	hp	amps	crated weight (kg.)	cabinet dimensions (mm) l** d† h*
WHITE VINYL & STAINLESS STEEL EXTERIOR/WHITE ALUMINUM INTERIOR							
TMC-34-DS♦♦	4	8	2	1/3	6.7	157	864 x 848 x 1045
TMC-49-DS♦♦	4	12	3	1/3	6.8	202	1245 x 848 x 1045
TMC-58-DS♦♦	4	16	3	1/3	6.8	209	1474 x 848 x 1045
STAINLESS STEEL EXTERIOR/WHITE ALUMINUM INTERIOR							
TMC-34-S-DS♦♦	4	8	2	1/3	6.7	N/A	864 x 848 x 1045
TMC-49-S-DS♦♦	4	12	3	1/3	6.8	184	1245 x 848 x 1045
TMC-58-S-DS♦♦	4	16	3	1/3	6.8	220	1474 x 848 x 1045
WHITE VINYL & STAINLESS STEEL EXTERIOR/STAINLESS STEEL INTERIOR							
TMC-34-DS-SS♦♦	4	8	2	1/3	6.7	159	864 x 848 x 1045
TMC-49-DS-SS♦♦	4	12	3	1/3	6.8	198	1245 x 848 x 1045
TMC-58-DS-SS♦♦	4	16	3	1/3	6.8	220	1474 x 848 x 1045
STAINLESS STEEL EXTERIOR/STAINLESS STEEL INTERIOR							
TMC-34-S-DS-SS♦♦	4	8	2	1/3	6.7	162	864 x 848 x 1045
TMC-49-S-DS-SS♦♦	4	12	3	1/3	6.8	198	1245 x 848 x 1045
TMC-58-S-DS-SS♦♦	4	16	3	1/3	6.8	148	1474 x 848 x 1045

** Length does not include 1/8" each side for lid pins.

† Depth does not include 1" each side for bumpers.

* Height does not include 5/8" for castors.

■ Currently not available in 230/240V/50Hz.

♦ Currently not available in 208/230V/60Hz.

Forced air refrigeration system designed to create colder temperatures for improved milk safety.

Dual access Milk Cooler provides convenient stocking and servicing.

All dimensions are rounded up to the nearest whole millimeter.

Specifications subject to change without notice.

True Website: www.truemfg.com

TMC MILK COOLERS



Proud to be manufactured in the United States.



scan for video



GDM® is a registered trademark of TRUE.



GLASS DOOR MERCHANDISERS

True's Glass Door Merchandisers (GDM® series) are the industry standard. They are attractively designed point of purchase merchandisers that brilliantly display food and beverages resulting in high impulse sales. Oversized refrigeration systems provide years of dependable service. True - The world's #1 manufacturer of glass door merchandisers since 1958.



GDM-19T-LD



GDM-43-LD



GDM-23-LD



GDM-72-LD



GDM-10PT-LD



GDM-49-LD

GDM-10SSL-LD is not available in remote.

Remote cabinets and condensing units available for models GDM-23-LD, GDM-49-LD and GDM-72-LD (see pg. 152).

Remote cabinets available 14% off list (condensing units supplied by others; system comes standard with 404A expansion valve and requires R404A refrigerant). Consult factory technical service dept. for BTU information.

features/benefits

- Oversized, environmentally-friendly (134A) refrigeration - hold 33°F to 38°F (0.5°C to 3.3°C).
- Exterior - durable and permanent non-peel or chip black laminated vinyl.
- Interior - attractive, NSF approved, white aluminum with stainless steel floor with convenient clean-out drain.
- Energy efficient, "Low-E", thermal insulated glass doors.
- Foamed-in-place using Ecomate. A high density, polyurethane insulation with zero ozone depletion potential (ODP) and zero global warming potential (GWP).
- LED interior lighting provides more even lighting throughout the cabinet. Safety shielded.
- Adjustable, heavy-duty, PVC-coated wire shelves - 3/8" (10 mm) thick, pure grade vinyl coating.
- Positive seal self-closing doors.
- Illuminated sign panel included (decal on GDM-10-LD, GDM-10SSL-LD, GDM-10PT-LD & GDM-12-LD).
- Bottom mount compressor.
- Energy efficient.
- Self-contained system, no plumbing required.
- Available with optional legs or 2 1/2" (64mm) diameter castors. GDM-10-LD, GDM-10SSL-LD, & GDM-12-LD available with optional 2 1/2" (64mm) diameter castors only.
- Optional red wine, chocolate, or white wine thermostat available.
- Optional black interiors available. Upcharge and lead times will apply.

Bottom Mounted Units Have...

- A "no-stoop", lower shelf.
- Allows for top storage.
- Compressor can be serviced easily, and accessed by a single repairman.

Swing Door, Reach-In, Pass-Thru, & Rear Load Refrigerators & Visual Merchandisers



model	swing doors	# of shelves	hp	amps	crated weight (kg.)	cabinet dimensions (mm) l d † h
SWING DOORS						
GDM-10-LD	1	3	½	4.1	91	632 x 588 x 1359
GDM-10SSL-LD	1	3	½	3.5	80	632 x 458 x 1359
GDM-12-LD	1	3	½	4.1	100	632 x 588 x 1585
GDM-15-LD	1	4	½	5.0	114	632 x 588 x 1810
GDM-19T-LD	1	4	½	8.1	125	686 x 632 x 1998
GDM-23-LD	1	4	½	5.2	162	686 x 759 x 1998
GDM-26-LD	1	4	½	7.2	152	762 x 759 x 1998
GDM-35-LD	2	8	½	6.2	184	1004 x 759 x 1998
GDM-43-LD♦■	2	8	½	7.7	205	1197 x 759 x 1998
GDM-49-LD	2	8	½	7.3	223	1375 x 759 x 1998
GDM-72-LD	3	12	¾	6.5	304	1985 x 759 x 1998

Black vinyl exterior available at no extra charge.

† Depth does not include 1 ¾" (35mm) for door handle.

† Depth does not include 1" (26mm) for rear bumpers on GDM-10-LD, GDM-10SSL-LD & GDM-12-LD.

■ Currently not available in 230/240V/50Hz.

♦ Currently not available in 208/230V/60Hz.

model	swing doors	# of shelves	hp	amps	crated weight (kg.)	cabinet dimensions (mm) l d † h
FRONT SWING DOOR/REAR SWING DOOR						
GDM-10PT-LD	2	3	½	2.6	116	632 x 655 x 1359

Black vinyl exterior available at no extra charge.

† Depth does not include 1 ¾" (35mm) for door handle (front and back).

model	swing doors	# of shelves	hp	amps	crated weight (kg.)	cabinet dimensions (mm) l d † h
GLASS FRONT SWING DOORS/SOLID REAR SWING DOORS						
GDM-49RL-LD♦	4	8	½	7.3	261	1375 x 823 x 1998

Black vinyl exterior available at no extra charge.

† Depth does not include 1 ¾" (35mm) for front door handles.

note: GDM-49RL-LD doors in rear are solid/swing with recessed door handles.

♦ Currently not available in 208/230V/60Hz.

GDM Interior Options (list upcharge)		
No. of Sections	Black	Stainless
1	See Price List	
2	See Price List	
3	See Price List	

For Standard Swing & Slide Door Models Only.

GDM Exterior Options (list upcharge)	
No. of Sections	Stainless
1	See Price List
2	See Price List
3	See Price List

(Rear Loads - Double Exterior Price)

All dimensions are rounded up to the nearest whole millimeter.

Specifications subject to change without notice.

True Website: www.truemg.com

GDM GLASS DOOR MERCHANDISERS



GDM-33-LD



GDM-41-LD



GDM-37-LD



GDM-45-LD



GDM-35SL-RF-LD



GDM-14RF-LD

GDM-14RF-LD is not available in remote.

Remote cabinets available 14% off list (condensing units supplied by others; system comes standard with 404A expansion valve and requires R404A refrigerant). Consult factory technical service dept. for BTU information.

features/benefits

- Oversized, environmentally-friendly (134A) refrigeration - hold 33°F to 38°F (0.5°C to 3.3°C).
- Exterior - durable and permanent non-peel or chip black laminated vinyl.
- Interior - attractive, NSF approved, white aluminum with stainless steel floor with convenient clean-out drain.
- Energy efficient, "Low-E", thermal insulated glass doors.
- Foamed-in-place using Ecomate. A high density, polyurethane insulation with zero ozone depletion potential (ODP) and zero global warming potential (GWP).
- LED interior lighting provides more even lighting throughout the cabinet. Safety shielded.
- Adjustable, heavy-duty, PVC-coated wire shelves - 3/8" (10 mm) thick, pure grade vinyl coating.
- Illuminated sign panel included.
- Positive seal self-closing doors.
- Available with optional legs or 2 1/2" (64mm) diameter castors.
- Self-contained system, no plumbing required.
- Energy efficient.
- Bottom mount compressor.
- Optional black interiors available. Upcharge and lead times will apply.
- See our website www.truemfg.com for the latest color & sign offerings.

Bottom Mounted Units Have...

- A "no-stoop", lower shelf.
- Allows for top storage.
- Compressor can be serviced easily, and accessed by a single repairman.

Radius Front Models Have...

- LED interior lighting provides more even lighting throughout the cabinet. Safety shielded.
- GDM-14RF-LD standard with 1" (26mm) diameter appliance rollers (castors and legs not available).
- GDM-35SL-RF-LD standard with recessed handles; optional door locks available.

Slide Door, Reach-In & Rear Load Refrigerators/ Swing Door Radius Front Refrigerators



model	slide doors	# of shelves	hp	amps	crated weight (kg.)	cabinet dimensions (mm) l d † h
SLIDE DOORS						
GDM-33-LD♦	2	8	½	6.2	184	1004 x 753 x 1998
GDM-37-LD	2	8	½	6.2	193	1105 x 753 x 1998
GDM-41-LD	2	8	½	6.2	198	1197 x 753 x 1998
GDM-41SL-LD♦♦	2	8	½	8.8	189	1197 x 613 x 1998
GDM-45-LD	2	8	½	8.8	209	1299 x 753 x 1998
GDM-47-LD	2	8	½	8.8	216	1375 x 753 x 1998
GDM-69-LD	3	12	¾	6.5	307	1985 x 753 x 1998

Black vinyl exterior available at no extra charge.

† Depth does not include ¾" (10mm) for door handle.

■ Currently not available in 230/240V/50Hz.

♦ Currently not available in 208/230V/60Hz.

model	slide doors	# of shelves	hp	amps	crated weight (kg.)	cabinet dimensions (mm) l d † h
SLIDE GLASS FRONT DOORS/SWING SOLID REAR DOORS						
GDM-47RL-LD	4	8	½	8.8	261	1375 x 816 x 1998

Black vinyl exterior available at no extra charge.

† Depth does not include ¾" (10mm) for front door handle.

note: GDM-47RL-LD doors in rear are solid/swing with recessed door handles.

model	swing doors	# of shelves	hp	amps	crated weight (kg.)	cabinet dimensions (mm) l d † h
SWING DOORS						
GDM-14RF-LD	2	3	½	7.9	134	772 x 743 x 1474
GDM-23RF-LD	1	4	½	7.2	139	686 x 794 x 1998
GDM-23FC-RF-LD	1	2	½	7.2	137	686 x 794 x 1998
GDM-35SL-RF-LD	2	4	½	3.3	132	1010 x 616 x 1477

Black vinyl exterior available at no extra charge.

† Depth does not include 1 ¾" (35mm) for door handles on two door models (excludes GDM-35SL-RF-LD).

note: GDM-14RF-LD height does not include ¾" (16mm) for appliance rollers.



GDM-12F-LD

GDM-72F-LD



GDM-26F-LD

GDM-35F-LD



GDIM-26NT-LD

GDIM-49NT-LD

GDM-5F-LD & GDM-7F-LD are not available in remote.

Remote cabinets and condensing units available for models GDM-23F-LD, GDM-49F-LD and GDM-72F-LD (see pg. 152).

Remote cabinets available 14% off list (condensing units supplied by others; system comes standard with 404A expansion valve and requires R404A refrigerant). Consult factory technical service dept. for BTU information.

features/benefits

- Oversized, environmentally-friendly (404A) refrigeration system, factory sealed and prelubricated for long life.
- -10°F (-23.3°C) temperature for storage of frozen food and ice cream.
- Exterior, durable and permanent non-peel or chip black laminated vinyl (stainless steel available - extra charge applies).
- Interior - attractive, NSF approved, clear aluminum with stainless steel floor.
- Standard backguard and floor rack improve airflow.
- Energy efficient, triple pane, thermal insulated glass doors.
- Adjustable PVC-coated wire shelves.
- LED interior lighting provides more even lighting throughout the cabinet. Safety shielded.
- Foamed-in-place using Ecomate. A high density, polyurethane insulation with zero ozone depletion potential (ODP) and zero global warming potential (GWP).
- Automatic defrost system time-initiated, temperature-terminated (GDM-5F-LD & GDM-7F-LD time-initiated, time-terminated).
- Automatic evaporator fan motor delay during defrost cycle.
- Large evaporator and coil heater permit short defrost cycle.
- Illuminated sign panel included (decal on GDM-7F-LD, GDM-10F-LD & GDM-12F-LD).
- Self-contained system, no plumbing required.
- Bottom mount heavy-duty compressor, easy access to service.
- Available with optional legs or 2 ½" (64mm) diameter castors. (legs not available on GDM-5F-LD, GDM-10F-LD & GDM-12F-LD; castors not available on GDM-5F-LD & GDM-7F-LD). GDM-7F-LD standard with 2 ½" (64mm) legs; leg levelers standard for all other models shown.
- Optional black interiors available. Upcharge and lead times will apply.
- See our website www.truemfg.com for the latest color & sign offerings.

GDIM Models Only

- Holds 20°F to 25°F (-6.7°C to -3.9°C).
- GDIM-26NT-LD & GDIM-49NT-LD standard without 12" (305mm) basin for additional capacity requirements (no extra charge).
- Capacity - GDIM-26NT-LD holds 54 eight pound bags; GDIM-49NT-LD holds 117 eight pound bags.
- LED interior lighting provides more even lighting throughout the cabinet. Safety shielded.
- Minimum wattage heater in cabinet frame and doors.

GDM & GDIM GLASS DOOR MERCHANDISERS

Swing Door, Reach-In Freezers/ Swing Door, Reach-In Without Tank Ice Merchandisers



model	swing doors	# of shelves	hp	amps	crated weight (kg.)	cabinet dimensions (mm) l d † h
SWING DOORS						
GDM-5F-LD♦■	1	2	½	6.0	98	610 x 597 x 956
GDM-7F-LD♦	1	3	½	6.7	107	610 x 629 x 1010
GDM-10F-LD♦■	1	3	½	7.4	107	632 x 588 x 1429
GDM-12F-LD♦■	1	3	½	7.4	116	632 x 594 x 1585
GDM-19T-F-LD♦	1	4	¾	8.7	N/A	686 x 632 x 1998
GDM-23F-LD	1	4	¾	9.0	180	686 x 759 x 1998
GDM-26F-LD	1	4	¾	9.0	186	762 x 759 x 1998
GDM-35F-LD	2	8	1¼	11.5	257	1004 x 759 x 1998
GDM-43F-LD♦■	2	8	1¼	10.6	270	1197 x 759 x 1998
GDM-49F-LD‡	2	8	1½	11.2	286	1375 x 759 x 1998
GDM-72F-LD‡	3	12	1½	12.7	375	1985 x 759 x 1998

Black vinyl exterior available at no extra charge.

† Depth does not include 1 3/8" (35mm) for door handle.

‡ Depth does not include 1" (26mm) for rear bumpers on GDM-10F-LD & GDM-12F-LD.

■ Requires 115/208-230/60 Hz, single phase, 3 pole, 4 wire circuit.

note: GDM-12F-LD height does not include 1" (26mm) for door hinge.

♦ Currently not available in 230/240V/50Hz.

◆ Currently not available in 208/230V/60Hz.

model	swing doors	floor racks	hp	amps	crated weight (kg.)	cabinet dimensions (mm) l d † h
WITHOUT TANK						
GDIM-26NT-LD	1	1	½	9.8	152	762 x 759 x 1998
GDIM-49NT-LD	2	2	½	10.2	225	1375 x 759 x 1998

Black vinyl exterior available at no extra charge.

† Depth does not include 1 3/8" (35mm) for door handle.



G4SM-23-LD



G4SM-23PT-LD



G4SM-23-RGS-LD



GEM-23-LD

features/benefits

- G4SM: attractive, high luster, copper aluminum finish, combines with black trim and white wire shelves for a sophisticated presentation. Elegant sign panel provides the high-visibility difference for high profit.
- Oversized and balanced, environmentally-friendly (134A) refrigeration system, factory sealed and prelubricated for long life. Fast pull-down to maintain middle thirty degree temperatures.
- Exterior - copper aluminum finish standard, offers a fingerprint-free and easy to clean surface.
- Interior - attractive, NSF approved, white aluminum with stainless steel floor with convenient clean-out drain.
- Energy efficient, "Low-E", thermal insulated glass.
- Maximum product visibility with glass ends.
- Foamed-in-place using Ecomate. A high density, polyurethane insulation with zero ozone depletion potential (ODP) and zero global warming potential (GWP).
- LED interior lighting provides more even lighting throughout the cabinet. Safety shielded.
- Adjustable, heavy-duty, PVC-coated wire shelves - 3/8" (10 mm) thick, pure grade white vinyl coating.
- Illuminated, 4-color process sign panel included.
- Positive seal self-closing doors.
- Bottom mount compressor.
- Energy efficient.
- Low air velocity.
- Self-contained system, no plumbing required.
- Available with optional legs or 2 1/2" (64mm) diameter castors.
- Optional black interiors available. Upcharge and lead times will apply.
- See our website www.truemfg.com for the latest color & sign offerings.

Glass End Merchandisers Have...

- Exterior - durable and permanent non-peel or chip black laminated vinyl.
- Optional black interiors available. Upcharge and lead times will apply.

Remote cabinets available 14% off list (condensing units supplied by others; system comes standard with 404A expansion valve and requires R404A refrigerant). Consult factory technical service dept. for BTU information.

G4SM & GEM GLASS DOOR MERCHANDISERS

Swing Door, Reach-In Glass Four Sided Merchandisers & Glass End Merchandisers



model	swing doors	# of shelves	hp	amps	crated weight (kg.)	cabinet dimensions (mm) l d † h
SWING DOORS						
G4SM-23-LD	1	4	½	10.0	171	699 x 766 x 1998
G4SM-23PT-LD	2	4	½	10.0	171	699 x 832 x 1998
ROTATING GLASS SHELF						
G4SM-23-RGS-LD♦	1	6	½	10.0	184	699 x 766 x 1998

Black and white vinyl exterior available at no extra charge (not available in stainless steel).
 † Depth does not include 1 ¾" (35mm) for door handles (rear load and pass thru's have handles front and back).
 note: G4SM-23RGS-LD has five glass shelves and one mirrored shelf (positioned on bottom).
 ♦ Currently not available in 208/230V/60Hz.

model	swing doors	# of shelves	hp	amps	crated weight (kg.)	cabinet dimensions (mm) l d † h
SWING DOOR						
GEM-23-LD	1	4	⅓	7.2	162	686 x 759 x 1998

White vinyl & Copper aluminum exterior available at no extra charge (not available in stainless steel).
 † Depth does not include 1 ¾" (35mm) for door handle on swing door models.

Model	Doors		LED Lighting	Signs		Finish	Locks			
	1 Swing Front (Glass)	1 Swing Rear (Glass)	(LED) Door Lighting	Front	Rear	Copper	Front Standard	Front Optional	Rear Standard	Rear Optional
G4SM-23-LD	•		2 front	•		•		•		
G4SM-23PT-LD	•	•	1 front / 1 rear	•	•	•	•		•	
G4SM-23-RGS-LD	•		2 front	•		•		•		

All dimensions are rounded up to the nearest whole millimeter.

Specifications subject to change without notice.

True Website: www.truemfg.com

G4SM & GEM GLASS DOOR MERCHANDISERS



GDM-6-LD



GDM-41SL-54-LD



GDM-10-LD



GDM-33CPT-54-LD



GDM-10SSL-LD



GDM-9-LD

GDM-33CPT-LD & GDM-10SSL-LD & all countertop models are not available in remote.

Remote cabinets available 14% off list (condensing units supplied by others; system comes standard with 404A expansion valve and requires R404A refrigerant). Consult factory technical service dept. for BTU information.

features/benefits

Convenience Store Models

- Lower and narrow profile convenience store coolers allow extra visibility throughout store. Makes gondola and center store placement possible.
- Oversized, environmentally-friendly (134A) refrigeration - hold 33°F to 38°F (0.5°C to 3.3°C).
- Exterior - durable and permanent non-peel or chip black laminated vinyl.
- Interior - attractive, NSF approved, clear aluminum with stainless steel floor.
- Energy efficient, "Low-E", thermal insulated glass doors.
- Foamed-in-place using Ecomate. A high density, polyurethane insulation with zero ozone depletion potential (ODP) and zero global warming potential (GWP).
- LED interior lighting provides more even lighting throughout the cabinet. Safety shielded.
- Adjustable, heavy-duty, PVC-coated wire shelves - 3/8" (10 mm) thick, pure grade vinyl coating.
- Decal included.
- Positive seal self-closing doors.
- Self-contained system, no plumbing required.
- Energy efficient.
- Available with optional legs or 2 1/2" (64mm) diameter castors (legs not available for GDM-10-LD, GDM-10PT-LD, GDM-10SSL-LD, GDM-33SSL-54-LD).
- Optional black interiors available. Upcharge and lead times will apply.
- See our website www.truemfg.com for the latest color & sign offerings.

Counter-Top Models

- Oversized, environmentally-friendly (134A) refrigeration - holds 33°F to 38°F (0.5°C to 3.3°C), the ideal temperature for fresh salads, sandwiches, desserts and beverages.
- Exterior - non-peel or chip black laminated vinyl, durable and permanent; stainless steel exterior models also available.
- Interior - attractive, NSF approved, clear aluminum with stainless steel floor.
- Designed for convenient access, fast service, and attractive display.
- Adjustable, heavy-duty, PVC-coated wire shelves - 3/8" (10 mm) thick, pure grade vinyl coating.
- Foamed-in-place using Ecomate. A high density, polyurethane insulation with zero ozone depletion potential (ODP) and zero global warming potential (GWP).
- Energy efficient, "Low-E", thermal insulated glass doors.
- LED interior lighting provides more even lighting throughout the cabinet. Safety shielded.
- Positive seal self-closing doors.
- Illuminated sign panel - "True Stripe" standard (decal on GDM-7-LD/-7-S-LD).
- Energy efficient - no heater wires or electric condensate pans are required that offset refrigeration.
- GDM-7-LD and GDM-7-S-LD are standard with 2 1/2" (64mm) legs; leg levelers standard for all other models shown.
- Self-contained system, no plumbing required.
- Optional black interiors available. Upcharge and lead times will apply.
- See our website www.truemfg.com for the latest color & sign offerings.

GDM & TSD GLASS DOOR MERCHANDISERS

Swing & Slide Door, Reach-In, Pass-Thru, & Specialty Convenience Store & Counter-Top Refrigerators



Convenience Store Models

model	doors	# of shelves	hp	amps	crated weight (kg.)	cabinet dimensions (mm) l d † h
LOWER HEIGHT & NARROW DEPTH						
GDM-33SSL-54-LD♦♦	2	3	½	3.3	118	915 x 458 x 1375
GDM-36SL-LD♦♦	2	4	½	4.5	123	915 x 527 x 1409
GDM-41SL-54-LD♦♦	2	6	½	3.3	143	1197 x 534 x 1375
GDM-41SL-60-LD♦♦	2	6	½	3.3	157	1197 x 534 x 1521
LOWER HEIGHT, NARROW DEPTH, FAST LANE, PASS-THRU						
GDM-33CPT-LD♦♦	4	3	½	4.1	182	1004 x 613 x 1521
GDM-33CPT-54-LD♦	4	3	½	4.1	164	1004 x 613 x 1375
LOWER HEIGHT - END OF AISLE MERCHANDISER						
GDM-10-LD	1	3	½	4.1	91	632 x 588 x 1359
GDM-10SSL-LD	1	3	½	3.5	80	632 x 458 x 1359
GDM-10PT-LD	2	3	½	2.6	116	632 x 655 x 1359
GDM-30-LD♦♦	2	4	½	2.9	118	784 x 597 x 1400

White vinyl exterior available at no extra charge.

† Depth does not include 1 ½" (35mm) for handle on swing door models, ½" (4mm) for handle on TVM-400-LD (GDM-10PT-LD has handles front & back); or ¾" (23mm) on slide door models (GDM-33CPT-LD & GDM-33CPT-54-LD has handles front and back).

† Depth does not include 1" (26mm) for rear bumpers on GDM-10-LD & GDM-10SSL-LD.

♦ Currently not available in 230/240V/50Hz.

♦ Currently not available in 208/230V/60Hz.

Counter-Top Models

model	doors	# of shelves	hp	amps	crated weight (kg.)	cabinet dimensions (mm) l d † h
WHITE VINYL EXTERIOR						
GDM-5-LD*◇	1	2	½	4.3	84	610 x 597 x 940
GDM-7-LD◇	1	3	½	2.5	91	610 x 629 x 1010
GDM-9-LD	2	3	½	4.1	121	918 x 569 x 1004
STAINLESS STEEL EXTERIOR						
GDM-5-S-LD*	1	2	½	4.3	82	610 x 597 x 940
GDM-7-S-LD	1	3	½	2.5	89	610 x 629 x 1010
GDM-9-S-LD	2	3	½	4.1	116	918 x 569 x 1004

Black vinyl exterior available at no extra charge.

* Height does not include 1" (26mm) for system mechanical components.

† Depth does not include 1 ½" (35mm) for handle on swing door models or ¾" (20mm) on slide door models.

◇ Freezer model available - see Glass Door Freezer section pg. 93.

model	doors	# of shelves	hp	amps	crated weight (kg.)	cabinet dimensions (mm) l d † h
WHITE VINYL EXTERIOR						
GDM-5PT-LD*♦	2	2	½	5.2	96	610 x 607 x 940
STAINLESS STEEL EXTERIOR						
GDM-5PT-S-LD*♦	2	2	½	5.2	93	610 x 607 x 940

Black vinyl exterior available at no extra charge.

* Height does not include 1" (26mm) for system mechanical components.

† Depth does not include 1 ½" (35mm) for handle on GDM-5-PT-LD/-5PT-S-LD (front and back).

◇ Freezer model available - see Glass Door Freezer section pg. 93.

♦ Currently not available in 208/230V/60Hz.

model	doors	# of shelves	hp	amps	crated weight (kg.)	cabinet dimensions (mm) l d † h
BLACK VINYL EXTERIOR						
GDM-6-LD♦	1	2	½	2.3	68	518 x 674 x 915
STAINLESS STEEL EXTERIOR						
TSD-9G-LD♦	2	3	½	4.8	109	915 x 534 x 893

White vinyl available at no extra charge.

† Depth does not include 2 ½" (54mm) for rear mechanical components & 1 ½" (35mm) for door handle on GDM-6-LD.

† Depth does not include ¾" (23 mm) for door handles on TSD-9G-LD.

♦ Currently not available in 208/230V/60Hz.

All dimensions are rounded up to the nearest whole millimeter.

Specifications subject to change without notice.

True Website: www.truemfg.com

GDM & TSD GLASS DOOR MERCHANDISERS



GDM-23FC-LD



GDM-47FC-LD



G4SM-23FC-LD



GDM-49FC-LD
Pictured with optional white exterior



GDM-23W-LD



GEM-23FC-LD

Remote cabinets available 14% off list (condensing units supplied by others; system comes standard with 404A expansion valve and requires R404A refrigerant). Consult factory technical service dept. for BTU information.

features/benefits

- Oversized, environmentally-friendly (134A) refrigeration system.
- Exterior durable and permanent non-peel or chip black laminated vinyl (white vinyl available at no extra charge). G4SM model standard in copper aluminum finish.
- Interior - attractive NSF approved, black aluminum for vivid contrast and dramatic display of flowers. Non peel or chip interior - stainless steel floor.
- Energy efficient, "Low-E", thermal glass.
- Illuminated sign panel. (decal on 12FC-LD models).
- Adjustable, heavy-duty, black PVC-coated wire shelves.
- LED interior lighting provides more even lighting throughout the cabinet. Safety shielded.
- Foamed-in-place using Ecomate. A high density, polyurethane insulation with zero ozone depletion potential (ODP) and zero global warming potential (GWP).
- Positive seal self-closing doors.
- Self-contained system, no plumbing required.
- Bottom mount compressor.
- Available with optional legs or 2 ½" (64mm) diameter castors. GDM-12FC-LD available with optional 2 ½" (64mm) diameter castors only.
- See our website www.truemfg.com for the latest color & sign offerings.

Floral Cases...

- Designed to hold 35°F (1.7°C).
- Baffled airflow - blossom supporting, correct temperature and humidity for longer shelf life of fresh flowers.
- Mirrored interior backs available.

Wine Merchandiser Units...

- Designed to hold 33°F to 38°F (0.5°C to 3.3°C).
- Standard with 4 wine racks and 1 wire shelf per door.
- Standard with mirrored back.
- GDM-23W-LD and GDM-23W-RF-LD are standard with locks.
- Optional red wine, chocolate, or white wine thermostat available.

GDM, GEM, & G4SM
GLASS DOOR MERCHANDISERS

Swing & Slide Door, Reach-In, Standard, Glass End, & Radius Front Floral Cases & Wine Merchandisers



model	swing doors	# of shelves	hp	amps	crated weight (kg.)	cabinet dimensions (mm) l d† h
SWING & SLIDE DOORS						
GDM-12FC-LD	1	2	1/5	4.4	106	632 x 588 x 1585
GDM-23FC-LD	1	2	1/5	7.2	134	686 x 759 x 1998
GDM-23FC-RF-LD	1	2	1/5	7.2	137	686 x 794 x 1998
GDM-47FC-LD♦	2	4	1/2	8.8	214	1375 x 753 x 1998
GDM-49FC-LD	2	4	1/2	7.3	214	1375 x 759 x 1998
GDM-69FC-LD	3	6	3/4	6.5	293	1985 x 753 x 1998
GDM-72FC-LD	3	6	3/4	6.5	277	1985 x 759 x 1998

White vinyl exterior available at no extra charge.

† Depth does not include 1 3/8" (35mm) for handle on swing door models (excludes -RF model); or 3/8" (10mm) for slide door models.

‡ Depth does not include 1" (26mm) for rear bumpers on GDM-12FC-LD.

♦ Currently not available in 208/230V/60Hz.

model	swing doors	# of shelves	hp	amps	crated weight (kg.)	cabinet dimensions (mm) l d† h
SWING DOORS						
GEM-23FC-LD	1	2	1/5	7.2	159	686 x 759 x 1998
G4SM-23FC-LD	1	2	1/2	10.0	375	699 x 766 x 1998

White vinyl exterior available at no extra charge (not available in stainless steel).

† Depth does not include 1 3/8" (35mm) for handle on swing door models, or 3/8" (10mm) for slide door models.

model	swing doors	# of shelves wire wine	hp	amps	crated weight (kg.)	cabinet dimensions (mm) l d† h
SWING DOOR						
GDM-23W-LD	1	1	4	1/5	7.2	686 x 759 x 1998

White vinyl exterior available at no extra charge.

† Depth does not include 1 3/8" (35mm) for door handle.

note: wine merchandiser standard with four wire wine racks and one wire shelf per door.

model	swing doors	# of shelves wire wine	hp	amps	crated weight (kg.)	cabinet dimensions (mm) l d† h
SWING DOORS						
GDM-23W-RF-LD	1	1	4	1/5	7.2	686 x 794 x 1998

White vinyl exterior available at no extra charge.

† Depth does not include 1 3/8" (35mm) for door handle on two door models.

note: wine merchandisers standard with four wire wine racks and one wire shelf per door.

Interior Options List Upcharge (floral cases)

Mirrored Back	Per door
---------------	----------

GDM, GEM, & G4SM GLASS DOOR MERCHANDISERS



GDM-10-LD WHT
WHTRM



GDM-12F-LD WHT
WHTRM



GDM-19T-F-LD WHT
WHTRM



GDM-23-LD WHT
WHTRM



GDM-26-LD WHT
WHTRM



GDM-26F-LD WHT
WHTRM

Remote cabinets not available for models on this spread.

features/benefits

- Oversized, environmentally-friendly refrigeration system (refrigerators: 134A / freezers: 404A).
- Exterior - durable and permanent non-peel or chip white laminated vinyl.
- Interior - attractive, NSF approved, white aluminum with stainless steel floor with convenient clean-out drain.
- Energy efficient, "Low-E", thermal insulated glass on glass door refrigerators. Triple pane, thermal insulated glass door freezers.
- Foamed-in-place using Ecomate. A high density, polyurethane insulation with zero ozone depletion potential (ODP) and zero global warming potential (GWP).
- LED interior lighting provides more even lighting throughout the cabinet. Safety shielded.
- Adjustable, heavy-duty, PVC-coated wire shelves - 3/8" (10 mm) thick, pure grade vinyl coating.
- Positive seal self-closing doors.
- Bottom mount compressor.
- Self-contained system, no plumbing required.
- Doors fitted with 12" (305mm) long integrated door handle.
- Energy efficient.

Bottom Mounted Units Have...

- A "no-stoop", lower shelf.
- Allows for top storage.
- Compressor can be serviced easily, and accessed by a single repairman.

Swing Door, Reach-In, All White With White Trim, Refrigerators & Freezers



model	swing doors	# of shelves	hp	amps	crated weight (kg.)	cabinet dimensions (mm) l d† h
SWING DOORS						
GDM-10-LD WHT WHTRM♦♦	1	3	½	4.1	91	632 x 588 x 1359
GDM-12-LD WHT WHTRM♦♦	1	3	½	4.1	100	632 x 588 x 1585
GDM-19T-LD WHT WHTRM♦♦	1	4	½	8.1	125	686 x 632 x 1998
GDM-23-LD WHT WHTRM♦♦	1	4	½	5.2	162	686 x 759 x 1998
GDM-26-LD WHT WHTRM♦♦	1	4	½	7.2	152	762 x 759 x 1998

† Depth does not include 1" (26mm) for rear bumpers on GDM-10/12-LD WHT WHTRM.

- Currently not available in 230/240V/50Hz.
- ♦ Currently not available in 208/230V/60Hz.

model	swing doors	# of shelves	hp	amps	crated weight (kg.)	cabinet dimensions (mm) l d† h
SWING DOORS						
GDM-10F-LD WHT WHTRM♦♦	1	3	½	7.4	107	632 x 588 x 1429
GDM-12F-LD WHT WHTRM♦♦	1	3	½	7.4	116	632 x 594 x 1585
GDM-19T-F-LD WHT WHTRM♦♦	1	4	¾	10.0	N/A	686 x 632 x 1998
GDM-23F-LD WHT WHTRM♦♦	1	4	¾	9.0	180	686 x 759 x 1998
GDM-26F-LD WHT WHTRM♦♦	1	4	¾	9.0	186	762 x 759 x 1998

† Depth does not include 1" (26mm) for rear bumpers on GDM-10F/12F-LD WHT WHTRM.

- Currently not available in 230/240V/50Hz.
- ♦ Currently not available in 208/230V/60Hz.

All dimensions are rounded up to the nearest whole millimeter.

Specifications subject to change without notice.

True Website: www.truemfg.com

GDM GLASS DOOR MERCHANDISERS



Proud to be manufactured in the United States.





TRUE
REFRIGERATION

TAC® is a registered trademark of TRUE.

AIR CURTAINS

True's Air Curtain (TAC & THAC series) refrigerators provide large, open fronts that place maximum attention on merchandising and allow easy access to displayed product resulting in high impulse sales. Maximize display flexibility with a choice of 2 different styles; our standard model with solid exterior sides or our "GS" models featuring partial glass sides with a softer rounded appearance, ideal for end-cap applications.



TAC-36-LD



TAC-72-LD



TAC-14GS-LD



TAC-48GS-LD



TAC-30GS-LD



TAC-48SM-LD

features/benefits

- Oversized, environmentally-friendly (404A) refrigeration (TAC-14GS-LD has 134A refrigerant) - holds 35°F to 40°F (1.6°C to 4.4°C), the ideal temperature for fresh salads, sandwiches, desserts and beverages.
- Exterior - non-peel or chip white laminated vinyl, durable and permanent. Black vinyl exterior available at no extra charge. Stainless steel exterior available - upcharge applies.
- Interior - attractive, NSF approved, white aluminum with stainless steel floor and deck pans. Available with black aluminum interior (upcharge applies); standard with black shelves.
- Designed for convenient access, fast service, and attractive display.
- LED interior lighting provides more even lighting throughout the cabinet. Safety shielded.
- Adjustable, heavy-duty, PVC-coated wire shelves - 3/8" (10mm) thick, pure grade vinyl coating (TAC-72-LD standard with two white cantilever shelves per level).
- Exclusive reversing condenser fan motor. Fan motor reverses during defrost off cycles to help keep condenser coil free from dirt, dust and debris. Keeping coils clean optimizes the unit's performance providing colder holding temperatures and increased energy efficiency. Regularly scheduled thorough cleaning of coils still recommended.
- Foamed-in-place using Ecomate. A high density, polyurethane insulation with zero ozone depletion potential (ODP) and zero global warming potential (GWP).
- Leg levelers standard.
- Self-contained system.
- Illuminated sign panel.
- See our website www.truemfg.com for the latest color & sign offerings.
- TAC-14GS-LD available with optional organizers for 8 oz., 10 oz. & 12 oz. bottles.
- Available with optional 2 1/2" (64mm) diameter castors (excludes TAC-14GS-LD & remote models). TAC-14GS-LD & TAC-72-LD available with optional 4" (102mm) castors, TAC-72-LD also available with optional 5" (127mm) castors.

Remote cabinets available 14% off list (condensing units supplied by others; system comes standard with 404A expansion valve and requires R404A refrigerant). Consult factory technical service dept. for BTU information.

TAC
AIR CURTAINS

Standard, Glass Sided, & Specialty Merchandiser Vertical Air Curtains



model	# of shelves	hp	amps	crated weight (kg.)	cabinet dimensions (mm) l d h
WHITE VINYL EXTERIOR					
TAC-30-LD♦	4	½	12.0	177	762 x 766 x 2048
TAC-36-LD‡	4	1	6.8	198	915 x 766 x 2048
TAC-48-LD‡	4	1	12.0	245	1220 x 766 x 2048
TAC-72-LD‡■	8	¾	12.5	366	1829 x 766 x 2080

Black vinyl exterior available at no extra charge.
 Stainless steel exterior available (upcharge applies).
 ‡ TAC-36-LD & TAC-48-LD require 208-230/60 Hz, single phase, NEMA 6-15R.
 TAC-72-LD requires 208-230/60 Hz, single phase, NEMA 6-20R.
 ■ Currently not available in 230/240V/50Hz.
 ♦ Currently not available in 208/230V/60Hz.

model	# of shelves	hp	amps	crated weight (kg.)	cabinet dimensions (mm) l d h
WHITE VINYL EXTERIOR					
TAC-14GS-LD♦	3	¾	11.2	143	769 x 816 x 1432
TAC-30GS-LD♦■	4	½	14.3	173	772 x 756 x 2052
TAC-48GS-LD‡	4	1	12.0	243	1220 x 769 x 2048

Black vinyl exterior available at no extra charge. (TAC-14GS-LD standard with black vinyl exterior.)
 Stainless steel exterior available (upcharge applies).
 ‡ Requires 208-230/60 Hz, single phase, NEMA 6-15R.
 ■ Currently not available in 230/240V/50Hz.
 ♦ Currently not available in 208/230V/60Hz.

model	# of shelves	hp	amps	crated weight (kg.)	cabinet dimensions (mm) l d h
BLACK VINYL EXTERIOR					
TAC-48SM-LD‡■	4	1½	8.0	254	1232 x 785 x 2055

White vinyl exterior available at no extra charge.
 Stainless steel exterior available (upcharge applies).
 ‡ Requires 208-230/60 Hz, single phase, NEMA 6-15R.
 ■ Currently not available in 230/240V/50Hz.

Recommended Operating Conditions
• Units should not be installed near HVAC vents, fans or doorways that will disrupt the air curtain and compromise the function of the cabinet.
• Units should not be installed in direct sunlight.
• Vertical Air Curtain models will run most efficiently when completely loaded with product.
• TAC models are designed to operate in an environment where temperature & humidity do not exceed 24°C and 55% respectively.
• Please be advised Air Curtain models are substantially louder than standard refrigeration models.

Stainless Steel Exterior Option (list upcharge)	Stainless Steel Interior Option (list upcharge)	Black Aluminum Interior Option (list upcharge)
TAC-14GS-LD's	TAC-14GS-LD's	TAC-14GS-LD's
TAC-30-LD's	TAC-30-LD's	TAC-30-LD's
TAC-30GS-LD's	TAC-30GS-LD's	TAC-30GS-LD's
TAC-36-LD's	TAC-36-LD's	TAC-36-LD's
TAC-48-LD's	TAC-48-LD's	TAC-48-LD's
TAC-48GS-LD's	TAC-48GS-LD's	TAC-48GS-LD's
TAC-72-LD's	TAC-72-LD's	TAC-72-LD's

All dimensions are rounded up to the nearest whole millimeter.

Specifications subject to change without notice.

True Website: www.truemfg.com

TAC AIR CURTAINS



THAC-36



THAC-48-S



THAC-36-S



THAC-60



THAC-48



THAC-36DG-LD

features/benefits

- Oversized, environmentally-friendly (134A) refrigerant - holds 35°F to 40°F (1.6°C to 4.4°C), the ideal temperature for fresh salads, sandwiches, desserts and beverages.
- Exterior - non-peel or chip white powder coated steel. Black vinyl exterior available at no extra charge. Stainless steel exterior available - upcharge applies
- Interior - attractive, NSF approved, exterior matching aluminum liner with stainless steel floor.
- Designed for convenient access, fast service, and attractive display.
- Safety shielded fluorescent interior lighting for longer, brighter, shadow-free illumination.
- Three (3) level tiered stainless steel floor.
- Exclusive reversing condenser fan motor. Fan motor reverses during defrost off cycles to help keep condenser coil free from dirt, dust and debris. Keeping coils clean optimizes the unit's performance providing colder holding temperatures and increased energy efficiency. Regularly scheduled thorough cleaning of coils still recommended.
- Foamed-in-place using Ecomate. A high density, polyurethane insulation with zero ozone depletion potential (ODP) and zero global warming potential (GWP).
- Leg levelers standard.
- Self-contained system.

THAC-36DG-LD "Dry Goods Area"

- Stainless steel frame.
- Two (2) tiered wire shelves.
- LED Lighting located on top and each shelf.
- Sliding rear doors.

Remote cabinets available 14% off list (condensing units supplied by others; system comes standard with 404A expansion valve and requires R404A refrigerant). Consult factory technical service dept. for BTU information.

Standard & Dry Goods Horizontal Air Curtains



model	# of shelves	hp	amps	crated weight (kg.)	cabinet dimensions (mm) l d h
WHITE VINYL EXTERIOR					
THAC-36♦♦	3	¾	9.4	150	918 x 766 x 1102
THAC-48♦♦	3	½	10.4	180	1223 x 766 x 1102
THAC-60♦♦	3	¾	15.0	211	1528 x 766 x 1102

Black vinyl exterior available at no extra charge.

- Currently not available in 230/240V/50Hz.
- ◆ Currently not available in 208/230V/60Hz.

model	# of shelves	hp	amps	crated weight (kg.)	cabinet dimensions (mm) l d h
STAINLESS STEEL EXTERIOR					
THAC-36-S♦♦	3	¾	9.4	148	918 x 766 x 1102
THAC-48-S♦♦	3	½	10.4	175	1223 x 766 x 1102
THAC-60-S♦♦	3	¾	15.0	207	1528 x 766 x 1102

- Currently not available in 230/240V/50Hz.
- ◆ Currently not available in 208/230V/60Hz.

model	# of shelves	hp	amps	crated weight (kg.)	cabinet dimensions (mm) l d h
BLACK VINYL EXTERIOR					
THAC-36DG-LD♦♦	5	¾	10.4	218	918 x 766 x 1705

White vinyl exterior available at no extra charge.
Stainless steel exterior available (upcharge applies)

- Currently not available in 230/240V/50Hz.
- ◆ Currently not available in 208/230V/60Hz.

Recommended Operating Conditions
• Units should not be installed near HVAC vents, fans or doorways that will disrupt the air curtain and compromise the function of the cabinet.
• Units should not be installed in direct sunlight.
• Horizontal Air Curtain models will run most efficiently when completely loaded with product.
• THAC models are designed to operate in an environment where temperature & humidity do not exceed 24°C and 55% respectively.
• Please be advised Air Curtain models are substantially louder than standard refrigeration models.

All dimensions are rounded up to the nearest whole millimeter.

Specifications subject to change without notice.

True Website: www.truemfg.com

THAC AIR CURTAINS



Proud to be manufactured in the United States.



TFM • TDC • THDC



scan for video

True
REFRIGERATION®



HORIZONTAL FREEZERS AND DIPPING CABINETS

True's horizontal freezers feature sliding "Low-E" glass lids for increased energy efficiency. Standard in white vinyl exterior with grey trim and white aluminum interior. Custom exterior graphics available. Designed for quality and durability, True dipping cabinets feature non-peel or chip white laminated clad steel exterior with white enamel powder-coated galvanized steel interior.



TFM-29FL



TFM-41FL



TFM-41AL



TFM-51AL

features/benefits

- Designed to promote high-profit frozen novelties in high-impulse retail traffic areas. Ideal for bolstering incremental sales increases of frozen merchandise and seasonal specialties.
- Environmentally-friendly (134A) refrigeration - holds -10°F (-23.3°C), the ideal temperature for frozen foods and ice cream.
- Exterior - non-peel or chip white laminated vinyl, durable and permanent. Also available in black vinyl exterior.
- Interior - attractive, NSF approved, clear aluminum with stainless steel floor.
- Tempered, hard coated, "Low-E" glass slide lid. Reduces solar heat gain, enhances energy efficiency and minimizes condensation.
- Designed for convenient access, fast service, and attractive display.
- Locks standard, provides security, prevents theft.
- Interior mounted temperature monitor.
- Foamed-in-place using Ecomate. A high density, polyurethane insulation with zero ozone depletion potential (ODP) and zero global warming potential (GWP).
- Convenient defrost drain.
- Manual defrost system.
- 2½" (64mm) diameter swivel castors standard on TFM models.
- Self-contained system, no plumbing required.
- NSF-7 compliant for open food product.
- Optional, heavy-duty, novelty baskets available. 29" (737mm) models hold 2 baskets, 41" (1042mm) models hold 3 baskets, 51" (1,296mm) models hold 4 baskets

Remote cabinets not available for models on this spread.

Flat & Angled Lid, Glass Lid Horizontal Spot Freezers



model	hp	amps	crated weight (kg.)	cabinet dimensions (mm) l d h*
FLAT LIDS				
TFM-29FL♦	1/5	2.6	75	759 x 664 x 804
TFM-41FL♦	1/4	2.5	87	1051 x 664 x 804
TFM-51FL♦	1/3	4.1	103	1318 x 664 x 804

Black vinyl exterior available at no extra charge.

* Height does not include 3/4" (83mm) for castors or 7/8" (23mm) for lid handles.

♦ Currently not available in 208/230V/60Hz.

model	hp	amps	crated weight (kg.)	cabinet dimensions (mm) l d h*
ANGLED LID				
TFM-29AL♦♦	1/5	2.6	75	759 x 670 x 864
TFM-41AL♦♦	1/4	2.5	87	1051 x 670 x 864
TFM-51AL♦♦	1/3	4.1	100	1302 x 670 x 864

Black vinyl exterior available at no extra charge.

* Height does not include 3/4" (83mm) for castors or 5/8" (16mm) for lid handles.

♦ Currently not available in 230/240V/50Hz.

♦♦ Currently not available in 208/230V/60Hz.



TDC-27



TDC-67



THDC-6



THDC-2SF

Remote cabinets not available for models on this spread.

features/benefits

- True's visual dipping cabinets are uniquely designed to provide the user maximum functional reliability in an attractive merchandiser to brilliantly display and serve ice cream product.
- Environmentally-friendly (404A) refrigeration system - cold wall refrigeration system maintains -10°F to +8°F (-23.3°C to -13.3°C).
- Exclusive reversing condenser fan motor. Fan motor reverses during defrost off cycles to help keep condenser coil free from dirt, dust and debris. Keeping coils clean optimizes the unit's performance providing colder holding temperatures and increased energy efficiency. Regularly scheduled thorough cleaning of coils still recommended.
- Exterior - non-peel or chip white laminated vinyl clad steel, durable and permanent.
- Stainless steel top with raised rim.
- Interior - high quality, white, enamel powder coat finish on galvanized steel.
- Canopy has stainless steel frame with tempered, single pane glass viewing window.
- Hinged, transparent acrylic dipping compartment service lids with full length handles. Top and back wiper gaskets for improved seal.
- Heavy-duty can racks standard.
- Additional, lower level storage of ice cream containers (excludes TDC-27).
- Safety shielded fluorescent interior lighting for longer, brighter, shadow-free illumination.
- NSF approved frost shields. Provides for easy clean up and removal of ice build-up on cabinet walls.
- Plastic night covers for case opening.
- Removable, molded plastic can skirts for 9 1/2" (242mm) diameter 3 gallon cans standard.
- Foamed-in-place using Ecomate. A high density, polyurethane insulation with zero ozone depletion potential (ODP) and zero global warming potential (GWP).
- Convenient defrost drain.
- Manual defrost system.
- Self-contained system, no plumbing required.
- NSF-7 certified cabinets hold open food products.
- Optional dipper well kit available (NSF approved).
- Optional lid locking kit available (locks not included).

THDC Models Have...

- Exterior - non-peel or chip white laminated vinyl clad steel, durable and permanent.
- Stainless steel top. The finest stainless steel for higher tensile strength for increased durability.
- Manual defrost system; drain tube with hose connector conveniently located behind rear access panel.
- Hinged, stainless steel dipping compartment service lid with handles. Perimeter wiper gasket for improved seal.
- Anti-condensate heaters reduce the potential for condensation build-up.

Standard & Curved Glass Visual Dipping Cabinets/ Standard & Slim Freezer Horizontal Dipping Cabinets



model	Lids	capacity 3 gal. cans			racks	hp	amps	crated weight (kg.)	cabinet dimensions (mm)	
		total	display	storage					l	d h
FLAT GLASS										
TDC-27♦♦	1	4	4	0	2	½	6.6	121	667 x 696 x 1305	
TDC-47♦♦	1	13	8	5	4	½	6.7	175	1197 x 696 x 1305	
TDC-67♦♦	2	20	12	8	6	¾	7.9	250	1721 x 696 x 1305	
TDC-87♦♦	2	28	16	12	8	¾	8.4	279	2252 x 696 x 1305	

- ♦ Currently not available in 230/240V/50Hz.
- ♦ Currently not available in 208/230V/60Hz.

model	Lids	capacity 3 gal. cans			racks	hp	amps	crated weight (kg.)	cabinet dimensions (mm)	
		total	display	storage					l	d h
CURVED GLASS										
TDC-47-CG♦♦	1	13	8	5	4	½	6.7	175	1188 x 696 x 1318	

- ♦ Currently not available in 230/240V/50Hz.
- ♦ Currently not available in 208/230V/60Hz.

model	Lids	capacity 3 gal. cans			hp	amps	crated weight (kg.)	cabinet dimensions (mm)	
		total	display	storage				l	d h*
FREEZERS									
THDC-4♦♦	2	7	5	2	¼	6.2	112	778 x 782 x 845	
THDC-6♦♦	4	13	8	5	½	5.8	146	1099 x 782 x 845	
THDC-8♦♦	4	19	11	8	½	5.7	166	1378 x 782 x 845	

- * Height does not include ¾" (23mm) for lid handles.
- ♦ Currently not available in 230/240V/50Hz.
- ♦ Currently not available in 208/230V/60Hz.

model	Lids	capacity 3 gal. cans			hp	amps	crated weight (kg.)	cabinet dimensions (mm)	
		total	display	storage				l	d h*
SLIM FREEZERS									
THDC-2SF♦♦	2	4	3	1	¼	5.7	98	775 x 534 x 820	
THDC-4SF♦♦	4	10	6	4	¼	6.1	137	1375 x 534 x 820	

- * Height does not include ¾" (23mm) for lid handles.
- ♦ Currently not available in 230/240V/50Hz.
- ♦ Currently not available in 208/230V/60Hz.

Recommended Operating Conditions
• TDC Units should be installed away from direct sunlight, rapid air movement and extreme temperature changes.
• TDC & THDC models are designed to operate in an air conditioned environment where temperatures do not exceed 24°C and 55% relative humidity.

All dimensions are rounded up to the nearest whole millimeter.

Specifications subject to change without notice.

True Website: www.truemfg.com

TDC/THDC DIPPING CABINETS




Proud to be manufactured in the United States.



TSID • TDBD • TCGG • TCGR • TCGDZ

True[®]
REFRIGERATION



DISPLAY CASES

Utilizing energy efficient "Low-E" glass, True's deli display cases offer extra large product viewing surfaces angled to minimize reflection from overhead lighting and provide excellent merchandising solutions.



TSID-36-2



TSID-48-4



TSID-72-3-L



TSID-96-3

Remote cabinets available 14% off list (condensing units supplied by others; system comes standard with 404A expansion valve and requires R404A refrigerant). Consult factory technical service dept. for BTU information.

features/benefits

- Oversized, environmentally-friendly (134A) gravity coil refrigeration system. Gravity coil provides high humidity to preserve sliced meats and deli products. Capillary metering assures constant regulation of refrigerant flow.
 - Refrigerator holds ideal 38°F to 40°F (3.3°C to 4.5°C) case temperature for fresher deli products.
 - Exterior - durable and permanent non-peel or chip white laminated vinyl.
 - Interior - attractive, NSF approved, clear aluminum sides and top, stainless steel floor with coved corners.
 - Positive seal self-closing door preserves interior humidity.
 - Versatile and durable stainless steel top provides surface for support equipment such as registers and point-of-purchase novelties.
 - Exclusive front and rear interior lighting. Three product illuminating light sources for brilliant product display (TSID-72).
 - Fluorescent lamps are low UV emitting - products are enhanced in faithful color.
 - Lamps are safety shielded - assures longer, brighter, shadow-free product illumination. Lighting tubes can be replaced without removing product.
 - Foamed-in-place using Ecomate. A high density, polyurethane insulation with zero ozone depletion potential (ODP) and zero global warming potential (GWP).
 - Automatic defrost time clock.
 - Each deli is designed with energy efficient, "Low-E", thermal insulated glass, extra large product viewing glass to maximize your cold product presentations. 13° slanted glass minimizes reflection from overhead lighting.
 - Adjustable, heavy-duty, wire shelves, 3/8" (10 mm) thick, pure grade PVC-coating.
 - NSF-7 certified cabinets hold open food products.
 - Self-contained system.
 - Available with optional legs or 2½" (64mm) or 4" (102mm) diameter castors.
- Low Height Models...**
- Combines efficient, high-volume merchandising with the perfect overall height for fast paced sales transactions. Ideal for convenience and petroleum stores.

Standard & low Height Single Duty Deli



model	slide doors	# of shelves	hp	amps	crated weight (kg.)	cabinet dimensions (mm) l d† h
REFRIGERATORS						
TSID-36-2♦♦	2	2	½	8.0	168	928 x 743 x 1277
TSID-36-4♦♦	4	2	½	8.0	166	928 x 743 x 1277
TSID-48-2	2	2	½	7.6	193	1232 x 743 x 1277
TSID-48-4	4	2	½	7.6	205	1232 x 743 x 1277
TSID-72-3	3	2	½	9.4	273	1842 x 743 x 1277
TSID-72-6	6	2	½	9.4	277	1842 x 743 x 1277
TSID-96-3♦	3	4	½	9.8	352	2452 x 743 x 1277
TSID-96-6♦	6	4	½	9.8	347	2452 x 743 x 1277

- † Depth does not include 5/8" (16mm) for rear door handle.
 ♦ Currently not available in 230/240V/50Hz.
 ♦ Currently not available in 208/230V/60Hz.

model	slide doors	# of shelves	hp	amps	crated weight (kg.)	cabinet dimensions (mm) l d† h
REFRIGERATORS						
TSID-48-2-L♦	2	1	½	8.2	193	1236 x 816 x 1067
TSID-48-4-L♦	4	1	½	8.2	184	1232 x 743 x 1067
TSID-72-3-L♦	3	1	½	8.3	250	1842 x 816 x 1067
TSID-72-6-L♦	6	1	½	8.3	N/A	1842 x 816 x 1067

- † Depth does not include 5/8" (16mm) for rear door handle.
 ♦ Currently not available in 230/240V/50Hz.

Deli Display Case Stainless Exterior Option - List Upcharge
TSID-36
TSID-48/L
TSID-72/L
TSID-96

All dimensions are rounded up to the nearest whole millimeter.

Specifications subject to change without notice.

True Website: www.truemfg.com

TSID DISPLAY CASES



TDBD-48-2



TDBD-48-4



TDBD-72-2



TDBD-96-6

Remote cabinets available 14% off list (condensing units supplied by others; system comes standard with 404A expansion valve and requires R404A refrigerant). Consult factory technical service dept. for BTU information.

features/benefits

- Oversized, environmentally-friendly (134A) gravity coil refrigeration systems provide high humidity environment for exceptional preservation of meats and deli products. Cabinet comes standard with two coils, one in the upper display area and one in the lower storage area.
- Refrigerator holds ideal 38°F to 40°F (3.3°C to 4.5°C) case temperature for fresher deli products.
- True double duty deli cases are classified by UL to the NSF standard 7.
- Stainless steel exterior (white laminated vinyl rear louvered grill).
- Interior - attractive, NSF approved, clear aluminum sides and top, stainless steel floor with coved corners.
- Refrigerated lower rear storage.
- 115V receptacle for scales or slicers.
- Exclusive front and rear interior lighting.
- Fluorescent lamps are low UV emitting - red meats are enhanced in faithful color.
- Adjustable upper stainless steel shelf. One level of shelving standard (extra stainless steel shelf is optional for TDBD 48's & TDBD-72's).
- Each deli is designed with energy efficient, "Low-E", thermal product viewing glass to maximize your cold product presentations.
- Foamed-in-place using Ecomate. A high density, polyurethane insulation with zero ozone depletion potential (ODP) and zero global warming potential (GWP).
- Positive seal, energy saving, self-closing doors.
- Automatic defrost time clock.
- Space saving design.
- Self-contained system.
- Available with optional legs or 2½" (64mm) or 4" (102mm) diameter castors.

model	swing doors	stainless shelves	hp	amps	crated weight (kg.)	cabinet dimensions (mm) l d† h
REFRIGERATORS						
TDBD-48-2♦■	2	1 full length	½	14.2	209	1223 x 893 x 1397
TDBD-48-4♦■	4	1 full length	½	14.2	211	1223 x 893 x 1397
TDBD-72-2■	2	1 full length	½	14.0	284	1832 x 893 x 1397
TDBD-72-4■	4	1 full length	½	14.0	284	1832 x 893 x 1397
TDBD-96-3♦■	3	2 half length	¾	16.0	370	2442 x 893 x 1397
TDBD-96-6♦■	6	2 half length	¾	16.0	370	2442 x 893 x 1397

† Depth does not include ½" (13mm) for threaded drain fitting.

■ Currently not available in 230/240V/50Hz.

♦ Currently not available in 208/230V/60Hz.



Classified
by UL to
the NSF
standard 7.



TCGG-36-S



TCGG-48



TCGG-60



TCGG-72-S

Remote cabinets available 14% off list (condensing units supplied by others; system comes standard with 404A expansion valve and requires R404A refrigerant). Consult factory technical service dept. for BTU information.

features/benefits

- Oversized, environmentally-friendly (134A) gravity coil refrigeration system.
- Refrigerator holds ideal 38°F to 40°F (3.3°C to 4.5°C) case temperature for fresher deli products.
- Exterior - durable and permanent no peel or chip white laminated vinyl with stainless steel cabinet top and trim.
- Interior - attractive, NSF approved, clear aluminum sides and top, stainless steel floor with coved corners.
- Adjustable, white heavy-duty wire shelves - 3/8" (10 mm) thick, pure grade PVC-coating.
- Exclusive top and shelf positioned interior lighting.
- Fluorescent lamps are low UV emitting - products are enhanced in faithful color.
- Insulated, double panel curved glass front provides extra large viewing area to maximize your cold product presentations. Both panels are tempered for safety.
- Energy efficient, "Low-E", thermal insulated glass rear doors provide maximum insulation.
- Positive seal, energy saving, self-closing rear doors.
- Foamed-in-place using Ecomate. A high density, polyurethane insulation with zero ozone depletion potential (ODP) and zero global warming potential (GWP).
- 4 amp exterior scale receptacle.
- Automatic defrost time clock.
- Central electrical connections.
- Space saving design.
- Self-contained system.
- Optional lighted and non-lighted stainless steel mezzanine shelves available.
- Optional 2½" (64mm) castors or 6" (153mm) legs available.

Stainless Steel Models


- Stainless steel interior and exterior, stainless steel floor with coved corners.

model	slide doors	# of shelves	hp	amps	crated weight (kg.)	cabinet dimensions (mm) l d † h
REFRIGERATORS						
TCGG-36♦♦	2	2	1/3	12.0	205	921 x 896 x 1213
TCGG-48♦♦	2	2	1/3	11.8	250	1226 x 896 x 1213
TCGG-60♦♦	2	4	1/2	12.7	279	1531 x 896 x 1213
TCGG-72♦♦	2	2	3/4	16.0	347	1836 x 896 x 1213

† Depth does not include 3/8" (23mm) for rear door handle.
 ■ Currently not available in 230/240V/50Hz.
 ♦ Currently not available in 208/230V/60Hz.

model	slide doors	# of shelves	hp	amps	crated weight (kg.)	cabinet dimensions (mm) l d † h
REFRIGERATORS						
TCGG-36-S♦♦	2	2	1/3	12.0	209	921 x 896 x 1213
TCGG-48-S♦♦	2	2	1/3	11.8	250	1226 x 896 x 1213
TCGG-60-S♦♦	2	4	1/2	12.7	273	1531 x 896 x 1213
TCGG-72-S♦♦	2	2	3/4	16.0	347	1836 x 896 x 1213

† Depth does not include 3/8" (23mm) for rear door handle.
 ■ Currently not available in 230/240V/50Hz.
 ♦ Currently not available in 208/230V/60Hz.



Available with optional stainless steel mezzanine shelf.

Recommended Operating Conditions

- TCGG models are designed to operate in an environment where temperature & humidity do not exceed 24°C and 55% relative humidity.



TCGR-36
Pictured with optional oak laminate exterior



TCGR-50-CD
Pictured with optional teak laminate exterior



TCGR-77-CD



TCGDZ-59

Remote cabinets available 14% off list (condensing units supplied by others; system comes standard with 404A expansion valve and requires R404A refrigerant). Consult factory technical service dept. for BTU information.

features/benefits

- Oversized, environmentally-friendly (134A) forced air refrigeration system. Self Contained.
- Exterior - standard in white laminate, five additional color options available (no charge). All laminate (and stainless option) ships separately from unit and is field installed.
- Other custom colors available, contact factory or see our website www.truemfg.com for details (upcharge applies).
- Template kit available at no charge for field customization of laminate.
- Positive seal self-closing rear doors.
- Versatile and durable stainless steel top provides surface for support equipment such as registers and point-of-purchase novelties.
- Central electrical connections.
- 5 amp exterior scale receptacle (excludes TCGR-31, TCGR-36, TCGR-77, TCGR-77-CD).
- Exclusive shelf positioned interior lighting.
- Fluorescent lamps are low UV emitting - products are enhanced in faithful color.
- Energy efficient, "Low-E", thermal insulated glass rear doors.
- Adjustable, heavy-duty wire shelves - 3/8" (10 mm) thick, pure grade PVC-coating (excludes cold deli models). Each shelf supports maximum weight of 150 lbs (69 kg.).
- Foamed-in-place using Ecomate. A high density, polyurethane insulation with zero ozone depletion potential (ODP) and zero global warming potential (GWP).
- Insulated, double pane curved glass front provides extra large viewing area to maximize bakery product presentations. Tilts forward for easy cleaning. Exterior panel is tempered for safety.
- Insulated, double pane curved glass front provides extra large viewing area to maximize bakery product presentations. Tilts forward for easy cleaning. Exterior panel is tempered for safety.
- Vented kick plate allows front breathing.
- Available with optional 2 1/2" castors (castors not available for TCGR-77 & TCGR-77-CD).
- Available with optional 6" (153mm) legs (excludes TCGR-77 & TCGR-77-CD).
- Available with optional glass shelves (excludes TCGDZ-50).

Bakery Models

- Refrigerated bakery cases hold ideal 38°F to 40°F (3.3°C to 4.5°C) case temperature for fresher bakery products.
- Lamps are safety shielded - assures longer, brighter, shadow-free product illumination. Lighting tubes can be replaced without removing product.
- Recessed light switch and thermostat.

Cold Deli Models

- Hold 36°F to 38°F (2.2°C to 3.3°C), ideal for meats cheeses and salads.
- Interior - stainless steel interior sides and top.
- Standard with one lighted, stainless steel cantilevered shelf.

Dual Zone Models

- Combined "dry" and refrigerated product display into one convenient space-saving cabinet.
- Refrigerated side of Dual Zone case holds ideal 38°F to 40°F (3.3°C to 4.5°C) temperature for fresher bakery products.
- Interior - attractive, NSF approved, white aluminum sides and top, coved corners and high impact plastic floor.
- Each side (dry and refrigerated) holds either (4) 18" x 26" (458mm x 661mm) pans or (8) 9" x 26" (229mm x 661mm) pans.

Bakery Curved Glass Refrigerated/ Cold Deli Curved Glass, Refrigerated & Dual Zone



model	doors	# of shelves	hp	amps	crated weight (kg.)	cabinet dimensions (mm) l d † h
REFRIGERATORS						
TCGR-31♦♦	2	3	1/3	8.2	223	810 x 969 x 1217
TCGR-36	2	3	1/3	8.8	234	937 x 969 x 1217
TCGR-50	2	3	1/2	15.2	282	1293 x 902 x 1217
TCGR-59■	2	3	1/2	15.8	304	1521 x 902 x 1217
TCGR-77♦♦	2	3	3/4	15.3	372	1979 x 902 x 1217

† Depth does not include 3/4" (20mm) for rear slide door handles or 1 3/8" (35mm) for rear swing door handles.

■ Currently not available in 230/240V/50Hz.

♦ Currently not available in 208/230V/60Hz.

model	doors	# of shelves	hp	amps	crated weight (kg.)	cabinet dimensions (mm) l d † h
REFRIGERATORS						
TCGR-50-CD♦♦	2	1	1/2	15.2	261	1293 x 902 x 1217
TCGR-59-CD♦♦	2	1	1/2	15.8	289	1521 x 902 x 1217
TCGR-77-CD♦♦	2	1	3/4	15.3	370	1979 x 902 x 1217

† Depth does not include 3/4" (20mm) for rear slide door handles.

■ Currently not available in 230/240V/50Hz.

♦ Currently not available in 208/230V/60Hz.

model	doors	# of shelves	hp	amps	crated weight (kg.)	cabinet dimensions (mm) l d † h
DRY/REFRIGERATED						
TCGDZ-50■	2	6	1/3	14.0	289	1293 x 902 x 1217
TCGDZ-59■	2	6	1/3	14.0	302	1521 x 902 x 1217

† Depth does not include 3/4" (20mm) for rear slide door handles.

■ Currently not available in 230/240V/50Hz.

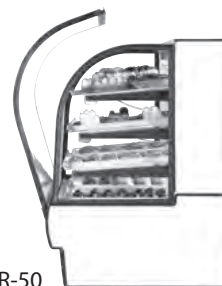
Display Case - Available Exterior Options (no charge)						Upcharge Applies
Walnut	Teak	Oak	Beige	Black	White	Stainless

	Pan Capacity For Wire Shelves (total)	
	458mm x 661mm	229mm x 661mm
TCGR-31's	4	4
TCGR-36's	4	4
TCGR-50's*	8	4
TCGR-59's*	12	-
TCGR-77's*	16	-

note: other pan size configurations possible (pans supplied by others).

* excludes cold deli and dual zone models.

Display Case Stainless Exterior Option - List Upcharge
TCGR-31
TCGR-36
TCGR-50 & TCGR-50-CD
TCGR-59 & TCGR-59-CD
TCGR-77 & TCGR-77-CD
TCGDZ-59



TCGR-50 (pictured with curved glass open for cleaning)



Optional mirrored interior ends available for TCGR, TCGD & TCGDZ-59 models, see page 146.



Glass Shelving available for TCGR & TCGD models - see accessory pages.

Recommended Operating Conditions

- TCGR models are designed to operate in an environment where temperature & humidity do not exceed 24°C and 55% relative humidity.

All dimensions are rounded up to the nearest whole millimeter.

Specifications subject to change without notice.

True Website: www.truemfg.com

TCGR/TCGDZ DISPLAY CASES



TCGD-31



TCGD-36



TCGD-59
Pictured with optional black laminate exterior



TCGD-77
Pictured with optional stainless laminate exterior

Remote cabinets not available for models on this spread.

features/benefits

- Designed to provide an attractive companion to the TCGR cabinet. Displays bakery products which do not require refrigeration.
- Exterior - standard in white laminate, five additional color options available (no charge). All laminate (and stainless option) ships separately from unit and is field installed.
- Other custom colors available, contact factory or see our website www.truemfg.com for details (upcharge applies).
- Template kit available at no charge for field customization of laminate.
- Interior - attractive, NSF approved, clear aluminum sides and top, coved corners and high impact plastic floor.
- Positive seal self-closing rear doors.
- Versatile and durable stainless steel top provides surface for support equipment such as registers and point-of-purchase novelties.
- Exclusive shelf positioned interior lighting.
- Special "brown bulb" lighting provides a balanced color spectrum that enhances the appearance of bakery products and pastries.
- Lamps are safety shielded - assures longer, brighter, shadow-free product illumination. Lighting tubes can be replaced without removing product.
- Energy efficient, "Low-E", thermal insulated glass rear doors.
- Single pane curved glass front. Tilts forward for easy cleaning. Tempered for safety.
- Central electrical connections.
- Adjustable, heavy-duty wire shelves - $\frac{3}{8}$ " (10 mm) thick, pure grade PVC-coating (excludes cold deli models). Each shelf supports maximum weight of 150 lbs (69 kg.).
- 5 amp exterior scale receptacle (included on TCGD-50, TCGD-59 & TCGD-77 only).
- Available with optional 6" (153mm) legs (excludes TCGD-77).
- Recessed light switch.
- Optional 12" (305mm) cord set. Factory installed only (exterior scale receptacle standard on TCGD-50, TCGD-59 or TCGD-77 will not be included with this option). Upcharge applies.
- Optional 2½" (64mm) diameter castors available (excludes TCGD-77), castors cannot be installed on units that are hard wired, optional 12" (305mm) power cord must be factory installed.

model	doors	# of shelves	amps	crated weight (kg.)	cabinet dimensions (mm) l d† h
DRY BAKERY					
TCGD-31♦■	2	3	0.4	173	810 x 969 x 1217
TCGD-36♦	2	3	0.6	184	937 x 969 x 1217
TCGD-50♦	2	3	6.0	214	1293 x 902 x 1217
TCGD-59♦■	2	3	5.9	241	1521 x 902 x 1217
TCGD-77♦■	2	3	6.4	302	1979 x 902 x 1217

† Depth does not include 3/4" (20mm) for rear slide door handles or 1 3/8" (35mm) for rear swing door handles.

note: Standard Dry Bakery Cases require hard wiring.

Optional, factory installed, 12" (305mm) cord set available (exterior scale receptacle standard on TCGD-50, TCGD-59 or TCGD-77 will not be included with this option; upcharge applies).

- Currently not available in 230/240V/50Hz.
- ♦ Currently not available in 208/230V/60Hz.

Display Case - Available Exterior Options (no charge)						Upcharge Applies
Walnut	Teak	Oak	Beige	Black	White	Stainless



Optional mirrored interior ends available for TCGR, TCGD & TCGDZ models, see page 146.

Pan Capacity For Wire Shelves (total)		
	458mm x 661mm	229mm x 661mm
TCGD-31's	4	4
TCGD-36's	4	4
TCGD-50's*	8	4
TCGD-59's*	12	-
TCGD-77's*	16	-

note: other pan size configurations possible (pans supplied by others).

* excludes cold deli and dual zone models.

Display Case Stainless Exterior Option - List Upcharge
TCGD-31
TCGD-36
TCGD-50
TCGD-59
TCGD-77



Glass Shelving available for TCGR & TCGD models - see accessory page 146.



Proud to be manufactured in the United States.



TDD • TBB • TDB • TD • T-GC



TBB & TDD
scan for video



TBB-24
scan for video



TD & T-GC
scan for video

True[®]
REFRIGERATION



UNDERBAR REFRIGERATION

True's extensive line of underbar equipment offers a diverse selection of products and sizes. With rugged construction, attractive appearance and oversized refrigeration systems, True's underbar equipment is designed to meet and exceed the performance and reliability demands of bars and nightclubs. Models feature stainless steel tops with heavy duty, wear-resistant laminated black vinyl exterior; stainless exteriors available.



TDD-1



TDD-2CT



TDD-3CT-S



TDD-4-S

TDD-1, & TDD-1-S are not available in remote.

Remote cabinets available 14% off list (condensing units supplied by others; system comes standard with 404A expansion valve and requires R404A refrigerant). Consult factory technical service dept. for BTU information.

features/benefits

- Oversized environmentally-friendly (134A) forced-air refrigeration system for maximum performance.
- Provides ice cold products 33°F to 38°F (0.5°C to 3.3°C) (normal ambient conditions).
- Attractive, wear-resistant laminated heavy-duty black vinyl exterior.
- Heavy gauge all stainless steel countertop.
- Interior - stainless steel floor with ½" (13mm) lip & heavy galvanized steel walls.
- Interior - NSF approved for pre-packaged and bottled goods.
- 3" (77mm) diameter stainless steel insulated beer columns.
- Fan motors direct large volume of cold air into draft columns.
- Door locks - standard.
- Recessed handles.
- Foamed-in-place using Ecomate. A high density, polyurethane insulation with zero ozone depletion potential (ODP) and zero global warming potential (GWP).
- Positive seal doors.
- Each cabinet designed to accommodate all types of beer kegs.
- Incandescent interior lighting (excluding TDD-1/1-S).
- Air vents on side to maximize flow of fresh air through condenser.
- Simple plug-in installation.
- Available with optional legs or 2½" (64mm) or 4" (102mm) diameter castors (TDD-1/1-S: 4" (102mm) diameter castors standard equipment; 2½" (64mm) diameter castors & legs not available).
- Door threshold protector prevents damage to cabinet from routine loading of product.

Club Top Models

- Easy to reach refrigerated storage area for chilled beer or wine glasses.
- Anodized aluminum glass rail provides convenient storage area for glasses on top.
- One, ¾" (10mm) thick, heavy-duty, black PVC-coated wire shelf standard (glass storage area).
- Convenient easy-glide lid.
- Flip-lock to secure stainless steel lid.

Stainless Steel Models

- Stainless steel exterior and countertop for those who appreciate the value of stainless.

Solid Door, Black & Stainless, Standard & Club Top Direct Draw Beer Dispensers



model	1/2 barrels	swing doors	hp	amps	crated weight (kg.)	cabinet dimensions (mm) l d † h*
BLACK VINYL EXTERIOR						
TDD-1	1	1	1/6	3.9	93	597 x 794 x 1010
TDD-2	2	2	1/3	9.1	152	1496 x 689 x 940
TDD-3	3	2	1/3	9.1	171	1756 x 689 x 940
TDD-4	4	3	1/3	9.1	243	2296 x 689 x 940

† Depth does not include 1" (26mm) for rear bumpers (excludes TDD-1).
* Height does not include 15 1/4" (388mm) for draft arm.

model	1/2 barrels	swing doors	hp	amps	crated weight (kg.)	cabinet dimensions (mm) l d † h*
STAINLESS STEEL EXTERIOR						
TDD-1-S	1	1	1/6	3.9	98	597 x 794 x 1010
TDD-2-S	2	2	1/3	9.1	150	1496 x 689 x 940
TDD-3-S	3	2	1/3	9.1	164	1756 x 689 x 940
TDD-4-S	4	3	1/3	9.1	184	2296 x 689 x 940

† Depth does not include 1" (26mm) for rear bumpers (excludes TDD-1-S).
* Height does not include 15 1/4" (388mm) for draft arm.

model	1/2 barrels	swing doors	# of shelves	hp	amps	crated weight (kg.)	cabinet dimensions (mm) l d † h*
BLACK VINYL EXTERIOR							
TDD-2CT	2	2	1	1/3	9.1	159	1496 x 689 x 978
TDD-3CT	3	2	1	1/3	9.1	175	1756 x 689 x 978
TDD-4CT	4	3	1	1/3	9.1	232	2296 x 689 x 978

† Depth does not include 1" (26mm) for rear bumpers.
* Height does not include 13 3/4" (350mm) for draft arm.

model	1/2 barrels	swing doors	# of shelves	hp	amps	crated weight (kg.)	cabinet dimensions (mm) l d † h*
STAINLESS STEEL EXTERIOR							
TDD-2CT-S	2	2	1	1/3	9.1	150	1496 x 689 x 978
TDD-3CT-S	3	2	1	1/3	9.1	175	1756 x 689 x 978
TDD-4CT-S	4	3	1	1/3	9.1	205	2296 x 689 x 978

† Depth does not include 1" (26mm) for rear bumpers.
* Height does not include 13 3/4" (350mm) for draft arm.

All dimensions are rounded up to the nearest whole millimeter.

Specifications subject to change without notice.

True Website: www.truemfg.com

TDD/TDD-CT UNDERBAR REFRIGERATION



TBB-1-S



TBB-2



TBB-3G-S-LD



TBB-4G-LD

TBB-1, TBB-1-S, TBB-4PT, & TBB-4PT-S are not available in remote.

Remote cabinets available 14% off list (condensing units supplied by others; system comes standard with 404A expansion valve and requires R404A refrigerant). Consult factory technical service dept. for BTU information.

features/benefits

- Oversized, environmentally-friendly (134A) forced-air refrigeration system maintains cold 33°F to 38°F (0.5°C to 3.3°C) product temperatures.
- Attractive, wear-resistant laminated heavy-duty black vinyl exterior.
- Heavy gauge all stainless steel countertop.
- Interior - stainless steel floor with ½" (13mm) lip & heavy galvanized steel walls.
- Interior - NSF approved for pre-packaged and bottled goods.
- Versatile flat top slides easily under bar or can be used as a counter/storage space.
- Recessed handles on solid door models.
- Positive seal doors.
- ¾" (10mm) thick, heavy-duty, black PVC-coated wire shelving - two per door.
- Foamed-in-place using Ecomate. A high density, polyurethane insulation with zero ozone depletion potential (ODP) and zero global warming potential (GWP).
- Bright fluorescent interior lighting on solid door models for excellent visibility (incandescent on TBB-1 & TBB-1-S).
- Door locks - standard.
- Air vents on side to maximize flow of fresh air through condenser.
- Self-contained system.
- Simple plug-in installation.
- Optional wine racks, wine or beer organizers available (excludes TBB-1 & TBB-1-S).
- Available with optional legs or 2½" (64mm) or 4" (102mm) diameter castors (TBB-1 & TBB-1-S: 4" diameter castors standard equipment; 2½" (64mm) diameter castors & legs not available).
- Door threshold protector prevents damage to cabinet from routine loading of product.

Pass Thru Model

- Designed for convenient rear loading and front access for serving.

Glass Door Models

- Energy efficient, "Low-E", thermal glass doors.
- Extruded, aluminum door frames on glass doors.
- LED interior lighting provides more even lighting throughout the cabinet. Safety shielded.

Stainless Steel Models

- Stainless steel exterior and countertop for those who appreciate the value of stainless.

Solid & Glass Door, Reach-In & Pass-Thru, Black & Stainless Steel, Back Bars



model	12 oz. cans	1/2 barrels	swing doors	shelves	hp	amps	crated weight (kg.)	cabinet dimensions (mm) l d h
SOLID DOORS								
TBB-1♦♦	30 6-pks	1	1	2	1/6	3.9	96	597 x 810 x 985
TBB-2	88 6-pks	2	2	4	1/3	9.1	173	1496 x 705 x 940
TBB-3	112 6-pks	3	2	4	1/3	9.1	191	1756 x 705 x 940
TBB-4	152 6-pks	4	3	6	1/3	9.1	239	2296 x 705 x 940
GLASS DOORS								
TBB-2G-LD	88 6-pks	2	2	4	1/3	9.1	180	1496 x 705 x 940
TBB-3G-LD♦♦	112 6-pks	3	2	4	1/2	9.1	186	1756 x 705 x 940
TBB-4G-LD	152 6-pks	4	3	6	1/2	10.7	270	2296 x 705 x 940

† Depth does not include 1 1/8" (35mm) for door handle (glass door models) or 1" (26mm) for rear bumpers (excludes TBB-1).

note: TBB-2G-LD unavailable with door locks.

- Currently not available in 230/240V/50Hz.
- ♦ Currently not available in 208/230V/60Hz.

model	12 oz. cans	1/2 barrels	swing doors	shelves	hp	amps	crated weight (kg.)	cabinet dimensions (mm) l d h
SOLID DOORS								
TBB-4PT♦♦	152 6-pks	4	6	6	1/2	8.8	257	2296 x 788 x 940

▪ Currently not available in 230/240V/50Hz.

♦ Currently not available in 208/230V/60Hz.

model	12 oz. cans	1/2 barrels	swing doors	shelves	hp	amps	crated weight (kg.)	cabinet dimensions (mm) l d h
SOLID DOORS								
TBB-1-S♦♦	30 6-pks	1	1	2	1/6	3.9	89	597 x 810 x 985
TBB-2-S	88 6-pks	2	2	4	1/3	9.1	175	1496 x 705 x 940
TBB-3-S	112 6-pks	3	2	4	1/3	9.1	189	1756 x 705 x 940
TBB-4-S	152 6-pks	4	3	6	1/3	9.1	241	2296 x 705 x 940
GLASS DOORS								
TBB-2G-S-LD	88 6-pks	2	2	4	1/3	9.1	180	1496 x 705 x 940
TBB-3G-S-LD♦♦	112 6-pks	3	2	4	1/2	9.1	186	1756 x 705 x 940
TBB-4G-S-LD	152 6-pks	4	3	6	1/2	10.7	266	2296 x 705 x 940

† Depth does not include 1 1/8" (35mm) for door handle (glass door models) or 1" (26mm) for rear bumpers (excludes TBB-1-S).

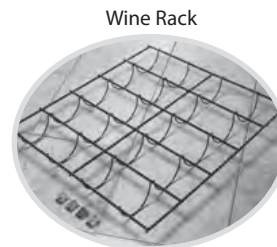
note: TBB-2G-S-LD unavailable with door locks.

- Currently not available in 230/240V/50Hz.
- ♦ Currently not available in 208/230V/60Hz.

model	12 oz. cans	1/2 barrels	swing doors	shelves	hp	amps	crated weight (kg.)	cabinet dimensions (mm) l d h
SOLID DOORS								
TBB-4PT-S♦♦	152 6-pks	4	6	6	1/2	8.8	248	2296 x 788 x 940

▪ Currently not available in 230/240V/50Hz.

♦ Currently not available in 208/230V/60Hz.



All dimensions are rounded up to the nearest whole millimeter.

Specifications subject to change without notice.

True Website: www.truemg.com

TBB UNDERBAR REFRIGERATION



TBB-24-48



TBB-24-48G-S-LD



TBB-24-60-S



TBB-24GAL-72G-LD



TBB-24-72FR

Remote cabinets available 14% off list (condensing units supplied by others; system comes standard with 404A expansion valve and requires R404A refrigerant). Consult factory technical service dept. for BTU information.

features/benefits

- Oversized, environmentally-friendly (134A) forced-air refrigeration system maintains cold 33°F to 38°F (0.5°C to 3.3°C) product temperatures.
- 24" (610mm) depth makes for easy placement in tight areas. Conserves valuable work space.
- TBB-24 models feature a finished stainless steel top providing an excellent work or storage area. TBB-24GAL models feature a galvanized steel top designed to slide under existing cabinetry providing a built-in look.
- Attractive, wear-resistant laminated heavy-duty black vinyl exterior.
- Interior - stainless steel floor with ½" (13mm) lip & heavy galvanized steel walls.
- Interior - NSF approved for pre-packaged and bottled goods.
- Foamed-in-place using Ecomate. A high density, polyurethane insulation with zero ozone depletion potential (ODP) and zero global warming potential (GWP).
- Bright fluorescent interior lighting on solid door models for excellent visibility.
- Air vents on side to maximize flow of fresh air through condenser.
- Recessed handles on solid door models.
- Door locks standard for swing door models.
- Positive seal doors.
- Self-contained system.
- Heavy-duty ¾" (10mm) thick pure grade black PVC-coated shelves for maximum storage use. Two shelves per door on two door models. Three door models feature two shelves for the right door and two long shelves which span both the left and center doors.
- Each cabinet designed to accommodate a variety of beer kegs.
- Available with optional legs or 2½" (64mm) or 4" (102mm) diameter castors.
- Optional organizers available (excludes TBB-24-60's & TBB-24-72's) -one liter or wine bottle -12 oz. bottle
- Door threshold protector prevents damage to cabinet from routine loading of product (excludes food rated cabinets).

Glass Door Models

- Energy efficient, "Low-E", thermal insulated glass doors.
- Extruded, aluminum door frames on glass swing doors.
- LED interior lighting provides more even lighting throughout the cabinet. Safety shielded.

Stainless Steel Models

- Stainless steel exterior for those who appreciate the value of stainless.

Food Rated Models

- NSF-7 approved for open food product.
- Stainless interior.

Solid & Glass Door, Black & Stainless Steel, Standard & Food Rated, 610mm Back Bars



model	12 oz. cans	1/2 barrels	swing doors	shelves	hp	amps	crated weight (kg.)	cabinet dimensions (mm) l d † h
SOLID DOORS								
TBB-24-48	48 6-pks	2	2	4	1/3	7.0	137	1248 x 623 x 905
TBB-24GAL-48	48 6-pks	2**	2	4	1/3	7.0	127	1217 x 604 x 870
TBB-24-60♦	72 6-pks	3	2	4	1/6	4.7	164	1553 x 623 x 905
TBB-24GAL-60♦	72 6-pks	3**	2	4	1/6	4.7	146	1521 x 604 x 870
TBB-24-72♦♦	84 6-pks	3	3	4	1/3	5.2	186	1858 x 623 x 905
TBB-24GAL-72♦♦	84 6-pks	3**	3	4	1/3	5.2	189	1826 x 604 x 870

GLASS DOORS								
TBB-24-48G-LD	48 6-pks	2	2	4	1/3	7.6	143	1248 x 623 x 905
TBB-24GAL-48G-LD	48 6-pks	2**	2	4	1/3	7.6	143	1217 x 616 x 870
TBB-24-60G-LD♦	72 6-pks	3	2	4	1/6	4.7	173	1553 x 623 x 905
TBB-24GAL-60G-LD♦	72 6-pks	3**	2	4	1/6	4.7	157	1521 x 616 x 870
TBB-24-72G-LD♦♦	84 6-pks	3	3	6	1/3	5.2	186	1858 x 623 x 905
TBB-24GAL-72G-LD♦♦	84 6-pks	3**	3	6	1/3	5.2	200	1826 x 616 x 870

† Depth does not include 1 1/4" (32mm) for door handle on finished top models or 1 3/8" (35mm) for "GAL" models (glass door models only) or 1" (26mm) for rear bumpers.

** Depending on which tapping kit is used, 1/2 barrels may not fit in "GAL" models.

▪ Currently not available in 230/240V/50Hz. ♦ Currently not available in 208/230V/60Hz.

model	12 oz. cans	1/2 barrels	swing doors	shelves	hp	amps	crated weight (kg.)	cabinet dimensions (mm) l d † h
SOLID DOORS								
TBB-24-48-S	48 6-pks	2	2	4	1/3	7.0	134	1248 x 623 x 905
TBB-24GAL-48-S	48 6-pks	2**	2	4	1/3	7.0	125	1217 x 604 x 870
TBB-24-60-S♦	72 6-pks	3	2	4	1/6	4.7	164	1553 x 623 x 905
TBB-24GAL-60-S♦	72 6-pks	3**	2	4	1/6	4.7	146	1521 x 604 x 870
TBB-24-72-S♦♦	84 6-pks	3	3	4	1/3	5.2	173	1858 x 623 x 905
TBB-24GAL-72-S♦♦	84 6-pks	3**	3	4	1/3	5.2	184	1826 x 604 x 870

GLASS DOORS								
TBB-24-48G-S-LD	48 6-pks	2	2	4	1/3	7.6	141	1248 x 623 x 905
TBB-24GAL-48G-S-LD	48 6-pks	2**	2	4	1/3	7.6	143	1217 x 616 x 870
TBB-24-60G-S-LD♦	72 6-pks	3	2	4	1/6	4.7	162	1553 x 623 x 905
TBB-24GAL-60G-S-LD♦	72 6-pks	3**	2	4	1/6	4.7	155	1521 x 616 x 870
TBB-24-72G-S-LD♦♦	84 6-pks	3	3	4	1/3	5.2	184	1858 x 623 x 905
TBB-24GAL-72G-S-LD♦♦	84 6-pks	3**	3	6	1/3	5.2	198	1826 x 616 x 870

† Depth does not include 1 1/4" (32mm) for door handle on finished top models or 1 3/8" (35mm) for "GAL" models (glass door models only) or 1" (26mm) for rear bumpers.

** Depending on which tapping kit is used, 1/2 barrels may not fit in "GAL" models.

▪ Currently not available in 230/240V/50Hz. ♦ Currently not available in 208/230V/60Hz.

model	12 oz. cans	1/2 barrels	swing doors	shelves	hp	amps	crated weight (kg.)	cabinet dimensions (mm) l d † h
BLACK VINYL EXTERIOR								
TBB-24-48FR♦	48 6-pks	2	2	4	1/6	4.0	139	1248 x 623 x 905
TBB-24-60FR♦♦	72 6-pks	3	2	4	1/6	4.7	N/A	1553 x 623 x 905
TBB-24-72FR♦♦	105 6-pks	3	3	4	1/3	5.6	198	1858 x 623 x 905
STAINLESS STEEL EXTERIOR								
TBB-24-48FR-S♦	48 6-pks	2	2	4	1/6	4.0	134	1248 x 623 x 905
TBB-24-60FR-S♦♦	72 6-pks	3	2	4	1/6	4.7	152	1553 x 623 x 905
TBB-24-72FR-S♦♦	105 6-pks	3	3	4	1/3	5.6	166	1858 x 623 x 905

▪ Currently not available in 230/240V/50Hz. ♦ Currently not available in 208/230V/60Hz.

All dimensions are rounded up to the nearest whole millimeter.

Specifications subject to change without notice.

True Website: www.truemfg.com

TBB UNDERBAR REFRIGERATION



TBB-24-48G-SD-LD



TBB-24-60G-SD-LD



TBB-24-72G-SD-S-LD



TDB-24-48G-LD

Remote cabinets available 14% off list (condensing units supplied by others; system comes standard with 404A expansion valve and requires R404A refrigerant). Consult factory technical service dept. for BTU information.

features/benefits

- Oversized, environmentally-friendly (134A) forced-air refrigeration system maintains cold 33°F to 38°F (0.5°C to 3.3°C) product temperatures.
- 24" (610mm) depth makes for easy placement in tight areas. Conserves valuable work space.
- TBB-24 models feature a finished stainless steel top providing an excellent work or storage area.
- Attractive, wear-resistant laminated heavy-duty black vinyl exterior.
- Interior - stainless steel floor with ½" (13mm) lip & heavy galvanized steel walls.
- Interior - NSF approved for pre-packaged and bottled goods.
- Foamed-in-place using Ecomate. A high density, polyurethane insulation with zero ozone depletion potential (ODP) and zero global warming potential (GWP).
- Bright fluorescent interior lighting on solid door models for excellent visibility.
- Air vents on side to maximize flow of fresh air through condenser.
- Recessed handles on solid door models.
- Door locks standard for swing door models.
- Positive seal doors (excludes slide door models).
- Self-contained system.
- Simple plug-in installation.
- Heavy-duty ¾" (10mm) thick pure grade black PVC-coated shelves for maximum storage use.
- Each cabinet designed to accommodate a variety of beer kegs.
- Available with optional legs or 2½" (64mm) or 4" (102mm) diameter castors.
- Optional organizers available (excludes TBB-24-60's) -one liter or wine bottle -12 oz. bottle
- Door threshold protector prevents damage to cabinet from routine loading of product (excludes slide door models).

Glass Door Models

- Energy efficient, "Low-E", thermal glass doors.
- Extruded, aluminum door frames on glass swing doors.
- LED interior lighting provides more even lighting throughout the cabinet. Safety shielded.

Stainless Steel Models

- Stainless steel exterior for those who appreciate the value of stainless.

Direct Draw Models

- 3" (77mm) diameter stainless steel insulated beer columns.
- Fan motors direct large volume of cold air into draft columns.

TBB/TDB
UNDERBAR REFRIGERATION

Solid & Glass Door, Black & Stainless Steel, Standard & Food Rated, 610mm Back Bars



model	12 oz. cans	1/2 barrels	slide doors	shelves	hp	amps	crated weight (kg.)	cabinet dimensions (mm) l d † h
BLACK VINYL EXTERIOR								
TBB-24-48G-SD-LD	48 6-pks	2	2	4	½	7.6	139	1248 x 623 x 905
TBB-24-60G-SD-LD♦	72 6-pks	3	2	4	⅙	4.7	166	1553 x 623 x 905
TBB-24-72G-SD-LD♦♦	76 6-pks	3	3	6	⅙	5.2	184	1858 x 623 x 905

† Depth does not include 1" (26mm) for rear bumpers.

note: Slide doors must be removed to place ½ barrels in cabinet and then reinstalled.

- Currently not available in 230/240V/50Hz.
- ♦ Currently not available in 208/230V/60Hz.

model	12 oz. cans	1/2 barrels	slide doors	shelves	hp	amps	crated weight (kg.)	cabinet dimensions (mm) l d † h
STAINLESS STEEL EXTERIOR								
TBB-24-48G-SD-S-LD	48 6-pks	2	2	4	½	7.6	139	1248 x 623 x 905
TBB-24-60G-SD-S-LD♦	72 6-pks	3	2	4	⅙	4.7	164	1553 x 623 x 905
TBB-24-72G-SD-S-LD♦♦	76 6-pks	3	3	6	⅙	5.2	184	1858 x 623 x 905

† Depth does not include 1" (26mm) for rear bumpers.

note: Slide doors must be removed to place ½ barrels in cabinet and then reinstalled.

- Currently not available in 230/240V/50Hz.
- ♦ Currently not available in 208/230V/60Hz.

model	(left door) 1/2 barrels	(right door) 12 oz. cans	swing doors	shelves	hp	amps	crated weight (kg.)	cabinet dimensions (mm) l d † h*
SOLID DOOR								
TDB-24-48♦♦	1	144	2	2	½	7.0	137	1248 x 623 x 905
GLASS DOOR								
TDB-24-48G-LD♦♦	1	144	2	2	½	7.6	143	1248 x 623 x 905
COMBINATION SOLID/GLASS DOORS								
TDB-24-48-1-G-1-LD♦♦	1	144	2	2	½	7.6	146	1248 x 623 x 905

* Height does not include 15¼" (388mm) for draft arm.

† Depth does not include 1¼" (32mm) for door handle (glass door models only) or 1" (26mm) for rear bumpers.

- Currently not available in 230/240V/50Hz.
- ♦ Currently not available in 208/230V/60Hz.



TD-24-7



TD-36-12-S



T-36-GC-S



T-50-GC



TD-80-30

Remote cabinets available 14% off list (condensing units supplied by others; system comes standard with 404A expansion valve and requires R404A refrigerant). Consult factory technical service dept. for BTU information.

features/benefits

Horizontal Bottle Coolers - Deep Well

- Oversized, environmentally-friendly (134A) refrigeration system.
- Provides ice cold products 33°F to 38°F (0.5°C to 3.3°C) - very fast pull-down capacity.
- Positive guided, forced air cooling - cools bottles on top first.
- Attractive, wear-resistant laminated heavy-duty black vinyl exterior.
- All stainless steel countertop and lids.
- Interior - long lasting heavy-duty galvanized steel.
- Interior - NSF approved for pre-packaged and bottled goods.
- Huge capacity requires minimum floor space.
- Large evaporator coil virtually runs length of cooler for efficient balanced cooling.
- Foamed-in-place using Ecomate. A high density, polyurethane insulation with zero ozone depletion potential (ODP) and zero global warming potential (GWP).
- Heavy-duty 3/8" (10mm) thick pure grade PVC-coated adjustable bin dividers for maximum storage use.
- Rugged, removable, bottle cap opener and cap catcher.
- Self-contained system.
- Available with optional legs or 3" (77mm) or 2 1/2" (64mm) diameter castors.
- Available with optional ratchet locks for added security.

Stainless Steel Models

- Stainless steel exterior, countertop and lids for those who appreciate the value of stainless.

Glass & Plate Chillers/Frosters

- Oversized, environmentally-friendly (404A) refrigeration system.
- Holds 0°F and below.
- Save time - load glasses dry and frost even faster with temperature 0°F (-17.8°C) and below.
- Attractive, wear-resistant laminated heavy-duty black vinyl exterior.
- All stainless steel countertop and lids.
- Interior - long lasting heavy-duty galvanized steel.
- Listed under NSF-7 for the storage and/or display of packaged or bottled product.
- Largest storage capacity in the industry - meets supply and demand requirements during peak hours.
- Automatic defrost system time-initiated, time-terminated.
- Foamed-in-place using Ecomate. A high density, polyurethane insulation with zero ozone depletion potential (ODP) and zero global warming potential (GWP).
- Heavy-duty PVC-coated wire shelves for maximum flexibility.
- Self-contained system.
- Available with optional legs or 3" (77mm) or 2 1/2" (64mm) diameter castors.
- Available with optional ratchet locks for added security.

Stainless Steel Models

- Stainless steel exterior, countertop and lids for those who appreciate the value of stainless.

TD/T-GC
UNDERBAR REFRIGERATION

Solid Door, Black & Stainless Steel, Horizontal Bottle Coolers & Glass & Plate Glass Chillers/Frosters



Horizontal Bottle Coolers - Deep Well

model	# of lids	capacity (12 oz btls / 12 oz cans)	bin dividers	hp	amps	crated weight (kg.)	cabinet dimensions (mm) l d † h
BLACK VINYL EXTERIOR							
TD-24-7	1	4.5 Cases / 6 Cases	2	1/6	4.1	84	629 x 677 x 848
TD-36-12	1	11 Cases / 14.5 Cases	2	1/6	4.6	105	934 x 677 x 848
TD-50-18	2	16.5 Cases / 24 Cases	3	1/6	8.8	125	1261 x 677 x 848
TD-65-24	2	22 Cases / 32.5 Cases	4	1/6	8.6	157	1642 x 677 x 848
TD-80-30♦♦	3	30 Cases / 42 Cases	6	1/6	8.7	186	2045 x 677 x 848
TD-95-38	3	37.5 Cases / 55 Cases	7	1/2	9.2	214	2423 x 677 x 848

† Depth does not include 1 1/2" (39mm) for cap catcher or 1" (26mm) for rear bumpers.

note: 12 oz. bottles refers to 12 oz. longneck bottles.

- ♦ Currently not available in 230/240V/50Hz.
- ♦♦ Currently not available in 208/230V/60Hz.

model	# of lids	capacity (12 oz btls / 12 oz cans)	bin dividers	hp	amps	crated weight (kg.)	cabinet dimensions (mm) l d † h
STAINLESS STEEL EXTERIOR							
TD-24-7-S	1	4.5 Cases / 6 Cases	2	1/6	4.1	80	629 x 677 x 848
TD-36-12-S	1	11 Cases / 14.5 Cases	2	1/6	4.6	103	934 x 677 x 848
TD-50-18-S	2	16.5 Cases / 24 Cases	3	1/6	8.8	132	1261 x 677 x 848
TD-65-24-S	2	22 Cases / 32.5 Cases	4	1/6	8.6	148	1642 x 677 x 848
TD-80-30-S♦♦	3	30 Cases / 42 Cases	6	1/6	8.7	193	2045 x 677 x 848
TD-95-38-S	3	37.5 Cases / 55 Cases	7	1/2	9.2	214	2423 x 677 x 848

† Depth does not include 1 1/2" (39mm) for cap catcher or 1" (26mm) for rear bumpers.

note: 12 oz. bottles refers to 12 oz. longneck bottles.

- ♦ Currently not available in 230/240V/50Hz.
- ♦♦ Currently not available in 208/230V/60Hz.

Glass & Plate Chillers/Frosters

model	capacity (204mm mugs / 10 oz steins)	shelves	hp	amps	crated weight (kg.)	cabinet dimensions (mm) l d † h
BLACK VINYL EXTERIOR						
T-24-GC	90 / 85	2	1/6	2.6	84	629 x 677 x 848
T-36-GC	180 / 172	3	1/6	4.0	112	934 x 677 x 848
T-50-GC	250 / 240	5	1/6	7.6	134	1261 x 677 x 848

† Depth does not include 1" (26mm) for rear bumpers.

model	capacity (204mm mugs / 10 oz steins)	shelves	hp	amps	crated weight (kg.)	cabinet dimensions (mm) l d † h
STAINLESS STEEL EXTERIOR						
T-24-GC-S	90 / 85	2	1/6	2.6	82	629 x 677 x 848
T-36-GC-S	180 / 172	3	1/6	4.0	109	934 x 677 x 848
T-50-GC-S	250 / 240	5	1/6	7.6	132	1261 x 677 x 848

† Depth does not include 1" (26mm) for rear bumpers.



Proud to be manufactured in the United States.





ACCESSORIES

TRUE accessories are available for cooler enhancements. Ranging from custom shelving, sign graphics to TrueFlex[®] organizers, we provide an assortment of model specific additions.

SHELVING

description	item number
PVC Coated Wire Shelves	
Standard Shelves	
GDM-9-LD, GDM-33CPT-LD, GDM-33CPT-54-LD, GDM-33SSL-54-LD, GDM-35SL-RF-LD	
TAC-30-LD, TAC-30GS-LD, TAC-14GS-LD	883250
TAC-36-LD	883046
TAC-48-LD, TAC-48GS-LD	881919
TBB-2, -3, -4 (left side)	871723
TCGG-48/-S (with light assembly)	883366
TCGG-72/-S (with light assembly)	883577
TSID-36 (top 445mm deep shelf)	915954
TSID-36 (bottom 483mm deep shelf)	909984
TSID-48 (top 445mm deep shelf)	874000
TSID-48 (bottom 483mm deep shelf)	874001
TSID-48-L (559mm deep shelf)	874071
TSID-72 (top 445mm shelf)	914844
TSID-72 (bottom 483mm deep shelf)	871798
TSID-72-L (559mm deep shelf)	874072
TSID-96 (top 445mm shelf)	874025
TSID-96 (bottom 483mm deep shelf)	874026
Stainless Steel Mezzanine Shelves	
TCGG-48/-S (with light assembly)	883541
TCGG-48/-S (without light assembly)	883580
TCGG-72/-S (with light assembly)	882959
TCGG-72/-S (without light assembly)	925630
TCGR-50/-50-CD (with light assembly)	883047
TCGR-50/-50-CD (without light assembly)	883576
TCGR-59/-59-CD (with light assembly)	921696
TCGR-59/-59-CD (without light assembly)	921695
TCGR-77/-77-CD (with light assembly)	884652
TCGR-77/-77-CD (without light assembly)	884653
TDBD-48 (305mm deep) (without light assembly)	884674
TDBD-48 (305mm deep) (with light assembly)	884793
TDBD-72 (356mm deep) (without light assembly)	874076
TDBD-72 (356mm deep) (with light assembly)	874004
TDBD-72 (299mm deep) (without light assembly)	871788
Chrome Plated Shelves	
Chrome Shelves for TH-23 & TH-23G	874080
Price Strips	
Price Strips Available	(contact factory for details)

(prices shown include clips, brackets or shelf supports)
 note: Lighted shelves for display cases are limited to the number of receptacles included with the cabinet. Order by model number.



Wire Shelf



Chrome Shelf



Stainless Steel Mezzanine Shelf



Price Strip mounted on wire shelf

T-SERIES GLASS DOOR LED LIGHTING MODELS

description
T-23G, T-23FG, TS-23G, TS-23FG
T-49G, T-49FG, TS-49G, TS-49FG
T-72G, T-72FG, TS-72G, TS-72FG

Note: All accessories are at parts discount.

TrueTrac®



TrueTrac® (standard with 19mm price strip)

TrueFlex®



TrueFlex® Organizers



TrueFlex® Beer organizer Organizers



TAC-14GS-LD Organizer

SELF-SERVE ORGANIZERS

description
Each 12 oz. TrueTrac
Each 20 oz. TrueFlex*
Each 20 oz. TrueTrac
Each 20 oz. TrueTrac**
Each 1 liter TrueTrac

* Most cooler sizes will utilize the TrueFlex organizers.
 TrueFlex organizers not available for the following models (TrueTrac organizers required)
 GDM-10PT-LD, GDM-33CPT-LD, GDM-33CPT-54-LD, GDM-33SSL-54-LD, GDM-35SL-RF-LD,
 GDM-41SL-54-LD, GDM-41SL-60-LD, GDM-41SL-LD.
 TrueFlex organizers available for all back bar models.
 † TrueFlex organizers require existing or optional shelf for installation.
 ** For GDM-35SL-RF-LD, GDM-33CPT-LD, & GDM-33CPT-54-LD models only.

TRUEFLEX® BEER ORGANIZERS

description	quantity	item number
686mm Deep Models		
TBB-2	26	932630
TBB-3	34	932631
TBB-4	46	932632
610mm Deep Models		
TBB-24-48	20	932633
TBB-24-60	28	932634
TBB-24-72	36	932635

TAC-14GS-LD SELF-SERVE ORGANIZERS

description	item number
8 oz. / 10 oz. Organizers	
Black	915183
White	915184

All dimensions are rounded up to the nearest whole millimeter.

Specifications subject to change without notice.

True Website: www.truemfg.com

WINE RACKS

description	item number
GDM-23-LD, GDM-45-LD	871713
GDM-47-LD, GDM-49-LD, TSD-47-LD,	879202
GDM-69-LD, GDM-72-LD, T-72, TSD-69, TBB-2, TBB-3, TBB-4	871714

(TBB-3 for left side of cabinet only)
(clips included in this price) Order by model number.

SLIDING WINE RACK

description	item number
For Right Hinged Door Models	
GDM-23-LD, GDM-23W-LD, GDM-23RF-LD, GDM-23W-RF-LD	882412
For Left Hinged Door Models	
GDM-23-LD, GDM-23W-LD	909330



Wine Rack




Sliding Wine Rack

NOVELTY BASKET

description	dimensions	item number
GDM- & T- models 23, 23F, 43F, 49, 49F, 72, 72F (3 dividers std.)	(489mmL x 553mmD x 127mmH)	832055
Extra dividers (each)		910448
GDM-12-LD, 12F & T-models 12, 12F, 12FG, 19F, 19FZ (3 dividers std.)	(489mmL x 435mmD x 127mmH)	832056
Extra dividers (each)		832057

note: Basic models listed; consult factory for specific model compatibility.



Novelty Basket (sits on wire shelf)

HORIZONTAL FREEZER NOVELTY BASKET

description	item number
TFM-29FL, TFM-41FL, TFM-51FL each	922263
TFM-29AL, TFM-41AL, TFM-51AL each	930993
dividers each	891831

TFM-29 holds (2) baskets; TFM-41 holds (3) baskets; TFM-51 holds (4) baskets.



Horizontal Freezer Novelty Basket



Horizontal Freezer Novelty Basket With Dividers

HANGING NOVELTY BASKET

description	item number
GDM-19T-LD/19T-F-LD (set of 3, includes dividers)	964521
GDM-10-LD/10F-LD/12-LD/12F-LD (set of 3, includes dividers)	962129
Extra dividers (each)	961802



Hanging Novelty Baskets


Note: All accessories are at parts discount.




Full Bun Tray Rack



Half Bun Tray Rack



TSSU flat lid option



Bracket hardware utilizes existing screw holes.



Plexiglas Lid Cover

All dimensions are rounded up to the nearest whole millimeter.

BUN TRAY RACKS

description	dimensions	item number
Full Door T, TH, TS*	(531mmL x 610mmD x 572mmH)	832051
Half Door T, TH, TS, TPP-44, 60, -67, -93, -119 TUC/TWT-44, 60-32, -67**	(531mmL x 610mmD x 1296mmH)	832050
T-35, 35G, T-43 Full Door	(407mmL x 610mmD x 1296mmH)	832053
T-35, 35G, T-43 Half Door	(407mmL x 610mmD x 572mmH)	832054
Bun Tray Runner, Standard	(502mmL x 39mmD x 27mmH)	871754
Bun Tray Runner, Universal***	(502mmL x 134mmD x 58mmH)	871755

Full door racks do not fit in half door models.

Not designed for TSD or GDM models.

* Not available for T-12/-12F, T-19/-19F/-19FZ/-19G, T-35/-35F/-35G, TH-23G or T-23DT freezer section.

** Not available for T-12/-12F, T-19/-19F/-19FZ/-19G, T-35/-35F/-35G, TH-23G or T-23DT freezer section.

*** TPP/deep TUC/TWT-60, 60-32 (left door).

Note: Full door racks come with 44 pan supports to hold 22 sheet pans. Maximum capacity is 32, 18" x 26" (458mm x 661mm) sheet pans.

Half door bun tray racks come with 22 pan supports to hold 11 pans. Maximum capacity is 13, 18" x 26" (458mm x 661mm) sheet pans.

Note: In T-Freezers purchased after February 1996 the backguards will have to be removed prior to installing bun tray racks.

FLAT LID OPTION (TSSU MODELS)

description	number of lids	number of pans	item number
Standard TSSU's			
TSSU-27-8	1	8	920232-FI
TSSU-36-8	1	8	920051-FI
TSSU-48-8	1	8	920051-FI
TSSU-48-10	1	10	920052-FI
TSSU-48-12	1	12	920053-FI
TSSU-60-8	1	8	920051-FI
TSSU-60-10	1	10	920052-FI
TSSU-60-12	1	12	920053-FI
TSSU-60-16*	2	8 / 8	920054-FI
TSSU-72-8	1	8	920051-FI
TSSU-72-10	1	10	920052-FI
TSSU-72-12	1	12	920053-FI
TSSU-72-16*	2	8 / 8	920054-FI
TSSU-72-18*	2	10 / 8	920477-FI

*Unit now becomes a split top with two pan openings.

Note: Flat lids are factory installed, contact customer service for lead time.

FLAT LID OPTION (TSSU MEGA TOP MODELS)

description	number of lids	number of pans	item number
Standard TSSU's			
TSSU-27-12M-B/-C	1	12	920233-FI
TSSU-36-12M-B	1	12	920056-FI
TSSU-48-12M-B	1	12	920056-FI
TSSU-48-15M-B	1	15	920057-FI
TSSU-48-18M-B	1	18	920067-FI
TSSU-60-12M-B	1	12	920056-FI
TSSU-60-15M-B	1	15	920057-FI
TSSU-60-18M-B	1	18	920067-FI
TSSU-60-24M-B-ST	2	12 / 12	920058-FI
TSSU-72-12M-B	1	12	920056-FI
TSSU-72-15M-B	1	15	920057-FI
TSSU-72-18M-B	1	18	920067-FI
TSSU-72-24M-B-ST	2	12 / 12	920058-FI
TSSU-72-30M-B-ST	2	12 / 18	920059-FI

Note: Flat lids are factory installed, contact customer service for lead time.

TSSU PLEXIGLAS LID COVER (TSSU-27-8's)

description	field installed	factory installed
TSSU-27-8, TSSU-27-8D-2	914750	914750-FI

Specifications subject to change without notice.

True Website: www.truemfg.com

CASTORS / LEGS

description	
Standard TSSU's	
GDM, TSD, T, TS, - 3 Door Models	(set of 6)
TSID-96, TDBD-96, TRCB-79-86	(set of 6)
TPP-93, TUC-93, TWT-93	(set of 6)
TPP-119 & TRCB-110 require 2 sets of 4	(set of 4)
GDM-5's, GDM-7's, GDM-9's(all variations)	(set of 4)
TSSU-60-15M-B	(set of 4)

Castors are not available on GDM-5-LD, GDM-5F-LD, GDM-5PT-LD, GDM-7-LD, GDM-9-LD, GDM-14RF-LD, TCGR-77's, TCGD-77, hard wired models, or remote models and two section heated cabinets. Legs are not available on T-12, T-12F, T-12G/-12FG, GDM-10-LD/-10F-LD, GDM-12-LD/-12F-LD/-12FC-LD, GDM-14RF-LD, GDM-33SSL-54-LD, TAC's, TCGR-77's, TCGD-77, TDD-1/-S.



102mm Castor



153mm Leg



Seismic/Flanged Leg

PLATE CASTORS

description	item number
Standard TSSU's	
T-50-GC, TD-50-18, TD-65-24, TD-80-30, TBB/TDD-2, TBB/TDD-3, TBB-24-48/60/72	64mm (set of 4) 881029
TD-95-38, TBB/TDD-4	64mm (set of 6) 881348
T-50-GC, TD-50-18, TD-65-24, TD-80-30, TBB/TDD-2, TBB/TDD-3, TBB-24-48/60/72	77mm (set of 4) 942288
TD-95-38, TBB/TDD-4	77mm (set of 6) 923539



Plate Castor

SNEEZEGUARD OPTION

description	item number
TSSU-27	920385
TSSU-36	920387
TSSU-48	920389
TSSU-60	920391
TSSU-72	920393
TSSU-27 Mega	920386
TSSU-36 Mega	920388
TSSU-48 Mega	920390
TSSU-60 Mega	920392
TSSU-72 Mega	920394

note: Not available for dual sided models.



SneezeGuard

GARNISH RACKS

description	item number
TPP-44	1 874625
TPP-60	1 883520
TPP-67	1 874626
TPP-93	1 set (of 2) 874627
TPP-119	1 set (of 2) 883521
Garnish Rack Pan	(477mm x 328mm) 802326



Garnish Rack

CRUMB CATCHER

description	item number
TSSU-27	874617
TSSU-36	881817
TSSU-48	874618
TSSU-60	874619
TSSU-72	874620

* Must also order crumb catcher cutting board for proper installation.



Crumb Catcher

All dimensions are rounded up to the nearest whole millimeter.

Specifications subject to change without notice.

True Website: www.truefmfg.com

Note: All accessories are at parts discount.



Ratchet Lock



Ratchet Lock Kit



Shim Kit



Barrel Locks



GDM Padlock

RATCHET LOCKS

description	# of locks required	item number
Each GDM, TSD (2 door slide models)	1	943620
Each GDM-69-LD, TSD-69	2	943620
Each TDBD, TSID (2 door models), TCGG	1	872801
Each TDBD, TSID (4 door models)	2	872801
Each TDBD, TSID (3 door models)	2	872801
Each TDBD, TSID (6 door models)	4	872801
Each TBB (2 door slide models)	1	872801
Each TBB (3 door slide models)	2	872801

BARREL LOCKS - (FACTORY INSTALLED)

description
GDM (one door models)
GDM, TSD (slide two door models)
Available only for one-door swing and slide two door refrigerators (not available for GDM-9). Not available for freezers or ice merchandisers.

description
TSSU/TUC/TWT/TPP (per door)
Not available for drawers. Requires one per door.

PADLOCKS

description	item number
GDM (two swing door models)	831367
Available only for standard hinged two-door swing models (not available for dual left or dual right hinged models).	

DISPLAY CASE MIRRORED ENDS

description kits (kits include left and right end panels)	walnut, teak, oak, beige, black & white	stainless steel
TCGD Curved Glass, Non Refrigerated "Dry" Display Cases		
Field Installed	Consult Price List	Consult Price List
Factory Installed	Consult Price List	Consult Price List
TCGR Curved Glass, Refrigerated Display Cases & TCGDZ		
Field Installed	Consult Price List	Consult Price List
Factory Installed	Consult Price List	Consult Price List
TCGDZ Dual Zone Curved Glass, Refrigerated/Dry Display Cases		
Field Installed	Consult Price List	Consult Price List
Factory Installed	Consult Price List	Consult Price List

description Individual end panels (indicate left or right end panel at time of order)	walnut, teak, oak, beige, black & white	stainless steel
TCGD Curved Glass, Non Refrigerated "Dry" Display Cases		
Field Installed	Consult Price List	Consult Price List
Factory Installed	Consult Price List	Consult Price List
TCGR Curved Glass, Refrigerated Display Cases		
Field Installed	Consult Price List	Consult Price List
Factory Installed	Consult Price List	Consult Price List
TCGDZ Dual Zone Curved Glass, Refrigerated/Dry Display Cases		
Field Installed (refrigerated left side)	Consult Price List	Consult Price List
Factory Installed (refrigerated left side)	Consult Price List	Consult Price List
Field Installed (dry right side)	Consult Price List	Consult Price List
Factory Installed (dry right side)	Consult Price List	Consult Price List

note: Exterior laminate end panels available in walnut, teak, oak, beige, black, white and stainless.
Contact factory for item numbers.



Mirrored End

Display Case - Exterior Laminate Options



GLASS SHELF KIT* (CURVED GLASS DISPLAY CASES)

description	item number
TCGR / TCGD-31 & TCGDZ-59	914818
TCGR / TCGD-36	914820
TCGR / TCGD-50	914822
TCGR / TCGD-59	914816
TCGR / TCGD-77	914824

* Glass Shelf Kit includes two glass shelf assemblies
(three glass shelf assemblies for the TCGR/TCGD-77).
note: each kit fills out one level (TCGDZ-59 requires two kits per level, one for each side).



TCGR/TCGD Glass Shelving

STACKING COLLAR

description	item number
TUC-27, 27F	872963

True's stacking collar provides a space-efficient freezer
and refrigerator combination in a 27½" x 30" (699mm x 726mm) footprint



Stacking Collar

MILK COOLER CORNER BUMPERS

description	item number
All milk cooler models (each)	811509
All milk cooler models (set of 4)	882506



Milk Cooler Bumpers

All dimensions are rounded up to the nearest whole millimeter.

Specifications subject to change without notice.

True Website: www.truemfg.com

Note: All accessories are at parts discount.




Digital Display (TSSU & Standard TUC & TWT)
Note: TSSU's equipped with crumb catcher option, Digital Display will not be visible.



Digital Display (TPP & Deep TUC & TWT)




Wine or Chocolate Thermostat



TCGD Bakery Case Cord Set



Two-Way Tapper Manifold



Three-Way Tapper Manifold



Cap



Triple Headed Draft Standard

DIGITAL DISPLAY (FOOD PREP MODELS)

description	item number
TSSU/TUC/TWT (-27, -36, -48, -60, -72) - Rectangular	
Fahrenheit	831925-FI
Celsius	831958-FI
TPP/TUC/TWT (-44, -60-32, -67, -93, -119) - Round	
Fahrenheit	800400-FI
Celsius	822205-FI

CHOCOLATE THERMOSTAT (AVAILABLE FOR MOST MODELS)

description	item number
Chocolate Thermostat (10°C to 12.8°C)	831987-FI

RED WINE THERMOSTAT (AVAILABLE FOR MOST MODELS)

description	item number
Red Wine Thermostat (10°C to 12.8°C)	831987-FI

WHITE WINE THERMOSTAT (AVAILABLE FOR MOST MODELS)

description	item number
White Wine Thermostat (7°C to 10°C)	800385-FI

TCGD BAKERY CASE CORD SET (FACTORY INSTALLED)

description
TCGD-31, TCGD-36, TCGD-50, TCGD-59, TCGD-77
Exterior scale receptacle (standard only on TCGD-50, TCGD-59 & TCGD-77) will not be included with this option. 12" (305mm) cord set must be factory installed.

DIRECT DRAW DRAFT ACCESSORIES

description	item number
Double headed draft standard	832013
Triple headed draft Standard	873105
Two-way manifold	873116
Three-way manifold	873117
Cap	831233

* Used when draft standard not required (covers hole on countertop).

All dimensions are rounded up to the nearest whole millimeter.

Specifications subject to change without notice.

True Website: www.truemfg.com

BASIC OVERSHELF

description	dimensions	item number
TSSU/TUC/TWT-27	(639mmL x 229mmD x 366mmH)	871793
TSSU/TUC/TWT-36	(866mmL x 229mmD x 366mmH)	882701
TSSU/TUC/TWT-48	(1170mmL x 229mmD x 366mmH)	871794
TSSU/TUC/TWT-60	(1475mmL x 229mmD x 366mmH)	871795

Made of heavy-gauge stainless steel.

** Overshelf not available for TWT/TUC-60-32.

note: Overshelf not available for dual sided models.

note: Height dimension from countertop to shelf top.



Basic Overshelf (TSSU/TUC/TWT)

SANDWICH/SALAD SERVICE SHELF (TSSU/TUC/TWT)

description	dimensions	item number
TSSU/TUC/TWT-36	(931mmL x 305mmD x 362mmH)	882702
TSSU/TUC/TWT-48	(1236mmL x 305mmD x 362mmH)	875305
TSSU/TUC/TWT-60	(1540mmL x 305mmD x 362mmH)	875309
TSSU/TUC/TWT-72	(1845mmL x 305mmD x 362mmH)	875310

Made of heavy-gauge stainless steel.

Sandwich/salad service shelf not available for Non Dual Sided Mega-Tops.

* Service shelf not available for TSSU-60-16 & TSSU-60-16-DS-ST.

** Service shelf not available for TWT/TUC-60-32.

note: For use with dual sided, mega-top units, pan lids must be removed, lids will not hinge open.

note: Height dimension from countertop to shelf top.



Sandwich/Salad Service Shelf (TSSU/TUC/TWT)

PIZZA PREP SERVICE SHELF

description	dimensions	item number
TPP-44	(1118mmL x 455mmD x 461mmH)	875351
TPP-60	(1540mmL x 455mmD x 461mmH)	881100
TPP-67	(1718mmL x 455mmD x 461mmH)	875352
TPP-93	(2379mmL x 455mmD x 461mmH)	875353

Made of heavy-gauge stainless steel.

note: Height dimension from countertop to shelf top.



Pizza Prep Service Shelf (TPP only)

Note: All accessories are at parts discount.



TSSU-48-12 (double overshelf)



TPP-67 (single overshelf)



TUC-67 (double overshelf)

OVERSHELF KITS (SINGLE/DOUBLE)

description	dimensions	item number
Single Overshelves		
TSSU/TUC/TWT-27 & Mega	(702mmL x 407mmD x 509mmH*)	914976
TSSU/TUC/TWT-36 & Mega	(624mmL x 407mmD x 509mmH*)	914977
TSSU/TUC/TWT-48 & Mega	(1229mmL x 407mmD x 509mmH*)	914978
TSSU/TUC/TWT-60 & Mega	(1534mmL x 407mmD x 509mmH*)	914979
TSSU/TUC/TWT-72 & Mega	(1839mmL x 407mmD x 509mmH*)	914980
TPP/TUC/TWT-44	(1134mmL x 407mmD x 509mmH*)	915048
TPP-60, TUC/TWT-60-32	(1534mmL x 407mmD x 839mmH*)	915702
TPP/TUC/TWT-67	(1712mmL x 407mmD x 509mmH*)	915049
TFP-32	(823mmL x 407mmD x 1105mmH*)	958621
TFP-48	(1229mmL x 407mmD x 1105mmH*)	958615
TFP-64	(1636mmL x 407mmD x 1105mmH*)	958617
TFP-72	(1839mmL x 407mmD x 1105mmH*)	958619
Double Overshelves		
TSSU/TUC/TWT-27 & Mega	(702mmL x 407mmD x 839mmH*)	914981
TSSU/TUC/TWT-36 & Mega	(624mmL x 407mmD x 839mmH*)	914982
TSSU/TUC/TWT-48 & Mega	(1229mmL x 407mmD x 839mmH*)	914983
TSSU/TUC/TWT-60 & Mega	(1534mmL x 407mmD x 839mmH*)	914984
TSSU/TUC/TWT-72 & Mega	(1839mmL x 407mmD x 839mmH*)	914985
TPP/TUC/TWT-44	(1134mmL x 407mmD x 839mmH*)	915014
TPP-60, TUC/TWT-60-32	(1534mmL x 407mmD x 509mmH*)	915703
TPP/TUC/TWT-67	(1712mmL x 407mmD x 839mmH*)	915015
TFP-32	(823mmL x 407mmD x 1436mmH*)	958620
TFP-48	(1229mmL x 407mmD x 1436mmH*)	958614
TFP-64	(1636mmL x 407mmD x 1436mmH*)	958616
TFP-72	(1839mmL x 407mmD x 1436mmH*)	958618

Made of heavy-gauge stainless steel.

* Indicates maximum height, single overshelves and lower shelf on double overshelves are adjustable.

note: Overshelves not available for dual sided models.

note: Overshelves not available for TUC/TWT/TPP-93 or -119 models.

CUTTING BOARDS FOR TSSU's - WHITE POLYETHYLENE

description	dimensions	item number (pre-drilled)	item number (non-drilled)
483mm Cutting Boards* - 13mm Thick (requires "L" brackets)			
TSSU-27	(699mmL x 483mmD)	915144	810843
TSSU-36	(915mmL x 483mmD)	915152	812306
TSSU-48	(1220mmL x 483mmD)	915160	810839
TSSU-60	(1525mmL x 483mmD)	915171	812016
TSSU-72	(1829mmL x 483mmD)	915179	810838
483mm Cutting Boards* - 19mm Thick (requires "L" brackets)			
TSSU-27	(699mmL x 483mmD)	915146	810892
TSSU-48	(1220mmL x 483mmD)	915162	810893
TSSU-60	(1525mmL x 483mmD)	915169	810894
TSSU-72	(1829mmL x 483mmD)	915180	810895
"L" Brackets for 19" Cutting Board (set) w/out rivnut tool			874656
"L" Brackets for 19" Cutting Board (set) w/rivnut tool			881328
Cutting Boards for Crumb Catchers (no special brackets required)			
TSSU-27	(699mmL x 299mmD)	915142	810865
TSSU-36	(915mmL x 299mmD)	915153	812320
TSSU-48	(1220mmL x 299mmD)	915159	810863
TSSU-60	(1525mmL x 299mmD)	915170	812012
TSSU-72	(1829mmL x 299mmD)	961565	810866
TSSU-27 Mega	(699mmL x 226mmD)	915132	810867
TSSU-36 Mega	(915mmL x 226mmD)	915149	812321
TSSU-48 Mega	(1220mmL x 226mmD)	915161	810864
TSSU-60 Mega	(1524mmL x 226mmD)	915164	810868
TSSU-72 Mega	(1829mmL x 226mmD)	915175	810869

* 19" (483mm) cutting boards not available for TSSU drawered, dual sided or mega top models.

CUTTING BOARDS FOR TPP's - WHITE POLYETHYLENE

description	dimensions	item number (pre-drilled)	item number (non-drilled)
496mm Cutting Boards for TPP's - 13mm Thick (use existing brackets)			
TPP-44	(1124mmL x 496mmD)	915121	810371
TPP-60	(1525mmL x 496mmD)	915123	812305
TPP-67	(1702mmL x 496mmD)	915125	810313
TPP-93	(2363mmL x 496mmD)	915127	810365
TPP-119	(3023mmL x 496mmD)	915119	812315


CUTTING BOARDS FOR TUC's & TWT's - WHITE POLYETHYLENE

description	dimensions	item number
Cutting Boards for TUC's and TWT's - 13mm Thick (brackets required)		
TUC-27	(699mmL x 762mmD)	810851
TUC-36	(915mmL x 762mmD)	812322
TUC-44	(1124mmL x 816mmD)	812324
TUC-48	(1220mmL x 762mmD)	810852
TUC-60	(1524mmL x 762mmD)	810853
TUC-60-32	(1525mmL x 816mmD)	812326
TUC-67	(1702mmL x 816mmD)	812312
TUC-72	(1829mmL x 762mmD)	812345
TUC-93	(2369mmL x 816mmD)	812311
TWT-27	(699mmL x 718mmD)	812307
TWT-36	(915mmL x 718mmD)	812323
TWT-44	(1124mmL x 762mmD)	812325
TWT-48	(1220mmL x 718mmD)	812308
TWT-60	(1524mmL x 718mmD)	812309
TWT-60-32	(1524mmL x 762mmD)	810853
TWT-67	(1702mmL x 762mmD)	812313
TWT-72	(1829mmL x 718mmD)	810849
TWT-93	(2369mmL x 762mmD)	812314
"L" Brackets for TUC & TWT Cutting Board (set) w/out rivnut tool		874659
"L" Brackets for TUC & TWT Cutting Board (set) with rivnut tool		881540

All dimensions are rounded up to the nearest whole millimeter.

Specifications subject to change without notice.

True Website: www.truefmg.com




White, Polyethylene Cutting Boards



White, Polyethylene Cutting Board

Note: All accessories are at parts discount.



Composite Cutting Boards



Composite Cutting Board

CUTTING BOARDS FOR TSSU's - COMPOSITE

description	dimensions	item number (pre-drilled)	item number (non-drilled)
226mm Cutting Boards - 13mm Thick for Mega Tops (no special brackets required)			
TSSU-27 Mega	(699mmL x 226mmD)	915131	820615
TSSU-36 Mega	(915mmL x 226mmD)	915148	820616
TSSU-48 Mega	(1220mmL x 226mmD)	915156	820617
TSSU-60 Mega	(1524mmL x 226mmD)	915166	820618
TSSU-72 Mega	(1829mmL x 226mmD)	915177	820608
299mm Cutting Boards - 13mm Thick (requires "L" brackets for mega-tops)			
TSSU-27	(699mmL x 299mmD)	915143	820609
TSSU-36	(915mmL x 299mmD)	915149	820612
TSSU-48	(1220mmL x 299mmD)	915161	820610
TSSU-60	(1524mmL x 299mmD)	915172	820613
TSSU-72	(1829mmL x 299mmD)	915181	820614
"L" Brackets for TUC & TWT Cutting Board (set) w/out rivnut tool			874659
"L" Brackets for TUC & TWT Cutting Board (set) with rivnut tool			881540
483mm Cutting Boards* - 13mm Thick (requires "L" brackets)			
TSSU-27	(699mmL x 483mmD)	915145	820622
TSSU-36	(915mmL x 483mmD)	915150	820623
TSSU-48	(1220mmL x 483mmD)	915161	820624
TSSU-60	(1524mmL x 483mmD)	915173	820625
TSSU-72	(1829mmL x 483mmD)	961549	820626
"L" Brackets for 19" Cutting Board (set) w/out rivnut tool			874656
"L" Brackets for 19" Cutting Board (set) w/rivnut tool			881328

* 19" (483mm) cutting boards not available for TSSU drawered, dual sided or mega top models.

CUTTING BOARDS FOR TPP's - COMPOSITE

description	dimensions	item number (pre-drilled)	item number (non-drilled)
496mm" Cutting Boards for TPP's - 13mm Thick (use existing brackets)			
TPP-44	(1234mmL x 496mmD)	915122	820619
TPP-60	(1524mmL x 496mmD)	915124	820620
TPP-67	(1702mmL x 496mmD)	915126	820606
TPP-93	(2363mmL x 496mmD)	915128	820611
TPP-119	(3023mmL x 496mmD)	915120	820621

CUTTING BOARDS FOR TUC's & TWT's - COMPOSITE

description	dimensions	item number
Full Top Cutting Boards for TUC's and TWT's - 13mm Thick (brackets required)		
TUC-27	(699mmL x 762mmD)	820627
TUC-36	(915mmL x 762mmD)	820629
TUC-44	(1234mmL x 816mmD)	820631
TUC-48	(1220mmL x 762mmD)	820607
TUC-60	(1524mmL x 762mmD)	820635
TUC-60-32	(1524mmL x 816mmD)	820637
TUC-67	(1702mmL x 816mmD)	820639
TUC-72	(1829mmL x 762mmD)	820644
TUC-93	(2369mmL x 816mmD)	820642
TWT-27	(699mmL x 718mmD)	820628
TWT-36	(915mmL x 718mmD)	820630
TWT-44	(1234mmL x 762mmD)	820632
TWT-48	(1220mmL x 718mmD)	820634
TWT-60	(1524mmL x 718mmD)	820636
TWT-60-32	(1524mmL x 762mmD)	820635
TWT-67	(1702mmL x 762mmD)	820640
TWT-72	(1829mmL x 718mmD)	820641
TWT-93	(2369mmL x 762mmD)	820643
"L" Brackets for TUC & TWT Cutting Board (set) w/out rivnut tool		874659
"L" Brackets for TUC & TWT Cutting Board (set) with rivnut tool		881540

All dimensions are rounded up to the nearest whole millimeter.

Specifications subject to change without notice.

True Website: www.truemfg.com

T-SERIES REMOTE MODELS

model	swing doors	# of shelves	crated weight (kg.)	cabinet dimensions (mm) l d h*	remote condenser	refrigerant
REFRIGERATORS						
T-23-RC	1	3	109	686 x 750 x 1991	TMT-03-I/O-208	R404A
T-49-RC	2	6	175	1375 x 750 x 1991	TMT-05-I/O-208	R404A
T-72-RC	3	9	259	1985 x 750 x 1991	TMT-06-I/O-208	R404A
FREEZERS						
T-23F-RC	1	3	109	686 x 750 x 1991	TLT-05-I/O-208	R404A
T-49F-RC	2	6	184	1375 x 750 x 1991	TLT-05-I/O-208	R404A
T-72F-RC	3	9	259	1985 x 750 x 1991	TLT-10-I/O-208	R404A

* Height does not include 6" (153mm) for legs.

† Part pricing applies.



T-72-RC

GDM REMOTE MODELS

model	swing doors	# of shelves	crated weight (kg.)	cabinet dimensions (mm) l d h	remote condenser	refrigerant
REFRIGERATORS						
GDM-23-RC-LD	1	4	130	686 x 759 x 1998	TMT-03-I/O-208	R404A
GDM-49-RC-LD	2	8	193	1375 x 759 x 1998	TMT-05-I/O-208	R404A
GDM-72-RC-LD	3	12	275	1985 x 759 x 1998	TMT-06-I/O-208	R404A
FREEZERS						
GDM-23F-RC-LD	1	4	148	686 x 759 x 1998	TLT-05-I/O-208	R404A
GDM-49F-RC-LD	2	8	239	1375 x 759 x 1998	TLT-15-I/O-208	R404A
GDM-72F-RC-LD	3	12	325	1985 x 759 x 1998	TLT-20-I/O-208	R404A


Black and rosewood vinyl exterior available at no extra charge.

† Depth does not include 1 3/8" (35mm) for door handle.

* Part pricing applies.



GDM-49F-RC-LD



Remote Condensing Unit

*Please consult factory for specifications on remote condensing units.

Note: All accessories are at parts discount.

True has 3 different widths of spacer bars to accommodate the needs of the end user:

Because plastic and stainless pan manufacturers have different dimensions, widths & sizes, our spacer bars will allow the end user to design almost any pan configuration.



TSSU-48-18M-B
Shown with variety of pan sizes.
(pans supplied by others)

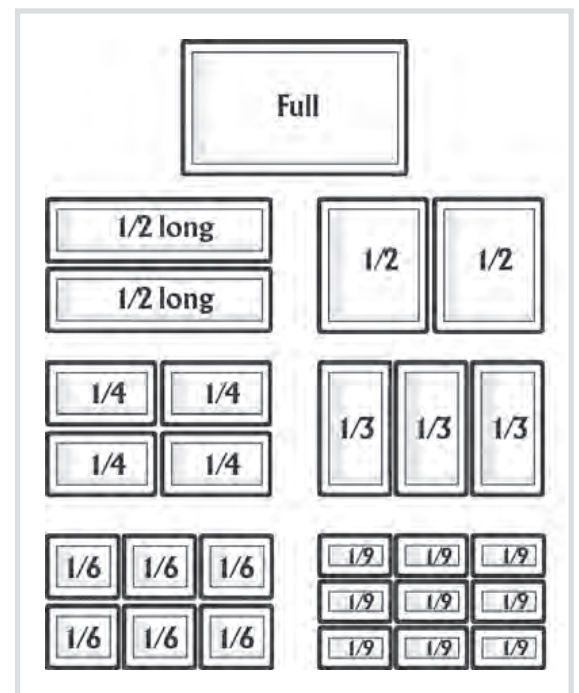
PAN DIVIDERS

description	standard	dimensions	item number
Pan Dividers For Condiment Pans (top of cabinet)			
TSSU-27-8	✓	27mmD x 639mmL	861275
TSSU-27-8		24mmD x 639mmL	865596
TSSU-27-8		22mmD x 639mmL	864265
TSSU-27-8		26mmD x 635mmL	925283
TSSU Mega	✓	18mmD x 521mmL	861274
TSSU Mega		24mmD x 521mmL	865598
TSSU Mega		22mmD x 521mmL	864267
TSSU Mega		26mmD x 520mmL	925282
TSSU Non-Mega & TPP	✓	27mmD x 321mmL	861273
TSSU Non-Mega & TPP		24mmD x 321mmL	865597
TSSU Non-Mega & TPP		22mmD x 321mmL	864266
TSSU Non-Mega & TPP		26mmD x 320mmL	925281
Pan Dividers For Drawers			
TPP & Deep Undercounters/Worktops		27mmD x 312mmL	921493
TPP & Deep Undercounters/Worktops	✓	27mmD x 516mmL	921745
TRCB*	✓	30mmD x 535mmL	867675

* Two pan dividers per drawer standard on TRCB-52's, TRCB-96 and left side drawers of TRCB-82's.
Note: Pan dividers not standard on TPP models.



TPP-67D-4
Shown with variety of pan sizes. (pans supplied by others)



Incremental pan sizes designed to fit in full size pan opening in many different variations.

TAC NIGHT SHADE* (FIELD INSTALLED OR FACTORY INSTALLED WITH UPCHARGE)

description	field installed	factory installed
TAC-30-LD	917968	917968-FI
TAC-30GS-LD	917969	917969-FI
TAC-36-LD	917970	917970-FI
TAC-48-LD	917921	917921-FI
TAC-48GS-LD	917972	917972-FI

* Night Shade is UL approved.



TAC Night Shade

TAC NIGHT COVER* (FIELD INSTALLED OR FACTORY INSTALLED WITH UPCHARGE)

description	item number
TAC-30-LD, TAC-30GS-LD	935538
TAC-30-LD, TAC-30GS-LD (factory installed)	935538-FI
TAC-36-LD	935539
TAC-36-LD (factory installed)	935539-FI
TAC-48, TAC-48GS-LD	935540
TAC-48, TAC-48GS-LD (factory installed)	935540-FI
TAC-72-LD	935541
TAC-72-LD (factory installed)	935541-FI

* Night Cover is UL approved with heavy duty return mechanism.



TAC Night Cover

THAC NIGHT COVERS (FIELD INSTALLED OR FACTORY INSTALLED WITH UPCHARGE)

description	field installed	factory installed
THAC-36 (White)	940964	940964-FI
THAC-36 (Black)	940962	940962-FI
THAC-36-S (Stainless)	940963	940963-FI
THAC-48 (White)	940967	940967-FI
THAC-48 (Black)	940965	940965-FI
THAC-48-S (Stainless)	940966	940966-FI
THAC-60 (White)	940970	940970-FI
THAC-60 (Black)	940968	940968-FI
THAC-60-S (Stainless)	940969	940969-FI

TAC LOCKING SECURITY COVER* (FACTORY INSTALLED ONLY WITH SOME FIELD ASSEMBLY REQUIRED)


description	item number
TAC-30-LD (Silver) (factory installed)	937548
TAC-36-LD (Silver) (factory installed)	937551
TAC-48-LD (Silver) (factory installed)	937554
TAC-72-LD (Silver) (factory installed)	937557
TAC-30-LD (White) (factory installed)	937547
TAC-36-LD (White) (factory installed)	937550
TAC-48-LD (White) (factory installed)	937553
TAC-72-LD (White) (factory installed)	937556
TAC-30-LD (Black/Bronze) (factory installed)	937546
TAC-36-LD (Black/Bronze) (factory installed)	937549
TAC-48-LD (Black/Bronze) (factory installed)	937552
TAC-72-LD (Black/Bronze) (factory installed)	937555

* Security Cover is not UL approved.

Note: standard with flat sign panel.

Note: locking security cover adds 6¾" (171mm) to cabinet height.

Note: not available for glass sided models.



Cover Open



Silver



Black/Bronze



TAC Locking Security Cover

Note: All accessories are at parts discount.



TAC Vandal Panel

TAC VANDAL PANEL* (FIELD INSTALLED OR FACTORY INSTALLED WITH UPCHARGE)

description	item number
TAC-30-LD	953020
TAC-30-LD (factory installed)	953020-FI
TAC-36-LD	953021
TAC-36-LD (factory installed)	953021-FI
TAC-48-LD	953022
TAC-48-LD (factory installed)	953022-FI
TAC-72-LD	953023
TAC-72-LD (factory installed)	953023-FI

* Locking removable panel.
Note: not available for glass sided models.



White Cantilever Shelving



Stainless Cantilever Shelving

TAC CANTILEVER SHELVING

description	item number
White	
TAC-30-LD, TAC-30GS-LD	885014
TAC-36-LD	885016
TAC-48-LD, TAC-48GS-LD	884688
TAC-72-LD*	911295
Stainless Steel	
TAC-30-LD, TAC-30GS-LD	885013
TAC-36-LD	885015
TAC-48-LD, TAC-48GS-LD	884568
TAC-72-LD*	911294

* TAC-72-LD models require two shelves per level.
note: cantilever shelving is not available for TAC models produced prior to 8/1/05, or TAC-72RC models produced prior to 11/14/06; consult factory.



TAC Condensate Pump Kit

TAC CONDENSATE PUMP KIT

description	item number
TAC-48-LD, TAC-48GS-LD	884726

Kit includes - one 1/8 hp pump, foam tape and 25 feet (7.6m) of 1/2" (13mm) ID tube.



TAC Condensate Heater Pan/Bracket Kit
Pictured without back screen.

TAC CONDENSATE HEATER PAN/BRACKETS KIT

description	item number
TAC-14GS-LD	917993
TAC-30-LD, TAC-30GS-LD, TAC-36-LD, TAC-48-LD, TAC-48GS-LD	801944


Note: heater requires a separate 15 amp, 120v dedicated circuit to meet UL approval. Cannot be hard wired into cabinet in the factory or field (excludes TAC-14GS-LD).
Note: black back screen also available, contact factory.

LEGS/CASTORS

description	item number
153mm Legs (set of 4) - (stainless steel)	881379
153mm Legs (set of 6) - (stainless steel)	881378
153mm Legs (set of 4) - for one & two section units	872025
153mm Seismic/Flanged Legs (set of 4) - for one & two section units	880348
127mm Castors (set of 4) - for one & two section units w/brake	950676
127mm Castors (set of 6) - 3 w/brake & 3 without brake	830278

SHELVING

description
PVC coated shelf
Chrome plated shelf
Stainless steel shelf
Note: When ordering STR/STA/STG Series shelves please indicate
1. Model type
2. Section in unit that shelf will be in (left, center, or right)



VERTICAL LED LIGHTING MODELS

description
STR/STA/STG1RVLD-1G
STR/STA/STG1RVLD-2HG
STR/STA/STG2RVLD-2G
STR/STA/STG2RVLD-4HG
STR/STA/STG3RVLD-3G
STR/STA/STG3RVLD-6HG
STR/STA/STG1RPTVLD-1G-1S
STR/STA/STG1RPTVLD-2HG-1S
STR/STA/STG2RPTVLD-2G-2S
STR/STA/STG2RPTVLD-4HG-1S

Note: Not available for freezers, rear non-control side on pass-thru models, heated cabinets, dual-temperature models, STM's, reverse hinging units, tray slides, or Security options.



Vertical LED Lighting

Note: All accessories are at parts discount.

STR/STA/STG Kit Types:

TYPE 1



16 ga. Stainless Steel
For Bottom Support of:
(1) 458mm x 661mm pan or
(2) 356mm x 458mm pans

Angle Type Tray Slide

TYPE 2



Chrome Plated Steel Rod Type
For Rim Support of:
(1) 458mm x 661mm pan
Note: One pair of #2 tray slides
accommodates one half section.
for light duty applications only.

Rod Type Tray Slide

TYPE 3



16 ga. Stainless Steel
Angle Type for Bottom Support of:
(1) 458mm x 66mm pan or
(2) 356mm x 458mm pans or
(2) 305mm x 508mm pans

Universal Tray Slide

OPTION TYPE 4



Chrome Shelves:
Standard in STR & STA Series
refrigerators & freezers.
Stainless steel shelves also
available.

Chrome Shelves with Shelf Supports



PVC Coated Shelves:
Standard in STG refrigerators &
freezers.

PVC Coated Shelves with Shelf Supports



Gastronorm Runner



Gastronorm Wire Shelf

STR/STA/STG SERIES INTERIOR OPTIONS

description

Spec Kit #1 - (9) sets of #1 type tray slides and pilasters

Spec. Kit #2 - (1) set of #2 type tray slides and pilasters
(equips 1/2 section only)

Spec. Kit #3 - (6) sets of universal type tray slides and pilasters

Spec. Kit #4 - (3) chrome shelves and shelf supports**
(heated cabinets include wall mounted pilasters and shelf clips)

#1 Type Tray Slide for (1) 18" x 26" (458mm x 661mm) or
(2) 14" x 18" (356mm x 458mm) pans - per set of 2 (STR/STA/STG)

#2 Type Tray Slide for 18" x 26" (458mm x 661mm) pans
per set of 2, equips 1/2 section (STR/STA/STG)

#3 Universal Type Tray Slide for (1) 18" x 26" (458mm x 661mm) or (2) 12" x 20" (305mm x 508mm)
or (2) 14" x 18" (356mm x 458mm) pans - per set of 2 (STR/STA/STG)

#4 (1) Chrome shelf and shelf supports

Note: when ordering interior kits for TR/TA/TG-Series units
please indicate...

1. Model type

2. Interior kit type and quantity (#1 type, #2 type, #3 type, #4 type)

3. Section in unit that kit will be in (left, center, or right)

4. Location in section that kit will be used in (top half, bottom half, full section)*

* Pilasters are specific to interior kit type and are only available in half section and full section sizes.

** On refrigerators and freezers, shelves mounted with pilaster/clip assembly available in lieu of standard shelf support system if ordered with cabinet from factory.

† Pilasters and tray slides/shelving for TR series are factory installed at no charge. (please note: lead time is required depending on cabinet availability).

†† Pilasters for TA/TG series to be field installed.

tray slide	spacings				
	51mm	77mm	102mm	127mm	153mm
#1 Tray Slides	51mm	77mm	102mm	127mm	153mm
Behind full door length	28	19	14	11	10
Behind upper half door	13	9	7	5	5
Behind lower half door	13	9	7	5	5
#2 Tray Slides 38mm O.C.	51mm	77mm	102mm	127mm	153mm
Behind full door length	38	not available			
Behind upper half door	18	not available			
Behind lower half door	18	not available			
Universal Tray Slides	51mm	77mm	102mm	127mm	153mm
Behind full door length	not available		14	11	9
Behind upper half door	not available		6	5	4
Behind lower half door	not available		6	5	4

GASTRONORM RUNNERS & SHELVES (STG ONLY)

description	item number
Gastronorm runners (set of 2) - for support of gastronorm pans	976953
Gastronorm wire shelf kit (set of 3) - fits in gastronorm runners and slides	977139
Gastronorm wire shelf (each) - fits in gastronorm runners and slides	970504

Note: When ordering runners please indicate model type.

**SECURITY OPTIONS FOR SPEC SERIES
REACH-IN & PASS-THRU'S**

	See Price List			
	1 Section Reach-In Pass-Thru		2 Section Reach-In Pass-Thru	
SECURITY PACKAGE 1 Reach-In/Pass-Thru Refrigerators & Freezers Reach-In/Pass-Thru Heated Cabinets Includes all Security options below Add Stainless Breaker Covers, Light Cover, Locking Hasp(s), Non-Removable Doors, Control Cover, Top Screen/Guards, Security Screws (includes/Requires Top Screen), Welded Tray Slides*, & Seismic/Flanged Legs. Remove Hinge Covers & True Logo.	See Price List for details			
SECURITY PACKAGE 2 Reach-In/Pass-Thru Refrigerators & Freezers Reach-In/Pass-Thru Heated Cabinets Includes the following, Add Stainless Breaker Covers, Locking Hasp(s), Control Cover, & Seismic/Flanged Legs. Remove Hinge Covers & True Logo.	See Price List for details			
SECURITY PACKAGE 3 Reach-In/Pass-Thru Refrigerators & Freezers Reach-In/Pass-Thru Heated Cabinets Add Locking Hasp(s) only (Padlock not included)	See Price List for details			

*Welded tray slide costs above represent 12 sets of welded universal tray slides per door opening. Refer to the tray slide cost analysis for the cost of welded #1 tray slides.
Note: Individual security options or alternative combinations are available if needed. Contact Factory for details.
Note: The inclusion of all options on the models listed above adheres to the Chapter XIV section 1400 American Security Food Service Association Standard Number 1 Equipment Specifications Security Package Security Food Service requirements

**SECURITY OPTIONS FOR SPEC SERIES
ROLL-IN & ROLL-THRU'S**

	See Price List			
	1 Section Roll-In Roll-Thru		2 Section Roll-In Roll-Thru	
SECURITY PACKAGE 1 Roll-In/Roll-Thru Refrigerators & Freezers Roll-In/Roll-Thru Heated Cabinets Includes all Security options below Add Stainless Breaker Covers, Light Cover, Locking Hasp(s), Non-Removable Doors, Control Cover, Top Screen/Guards, & Security Screws (includes/Requires Top Screen). Remove Hinge Covers & True Logo.	See Price List for details			
SECURITY PACKAGE 2 Roll-In/Roll-Thru Refrigerators & Freezers Roll-In/Roll-Thru Heated Cabinets Includes the following, Add Stainless Breaker Covers, Locking Hasp(s), & Control Cover. Remove Hinge Covers & True Logo.	See Price List for details			
SECURITY PACKAGE 3 Roll-In/Roll-Thru Refrigerators & Freezers Roll-In/Roll-Thru Heated Cabinets Add Locking Hasp(s) only (Padlock not included)	See Price List for details			

Note: Individual security options or alternative combinations are available if needed. Contact Factory for details.
Note: The inclusion of all options on the models listed above adheres to the Chapter XIV section 1400 American Security Food Service Association Standard Number 1 Equipment Specifications Security Package Security Food Service requirements



Mesh Screening



Hinged Locking
Thermostat Control Cover



Tamper Proof Rain Shield



Locking Hasp



Seismic/Flanged Leg



Stainless Steel Thermal
Breaker (Interior)



Heavy Duty, Clear
Polycarbonate,
Security Light Cover
(Interior)



Tray Slides & Pilaster
in Fixed/Welded Rack
(Interior)



Hinges Without Covers



Security Screws



STR2R-25
Security Package

All dimensions are rounded up to the nearest whole millimeter.

Specifications subject to change without notice.

True Website: www.truemfg.com



True Stripe



Black



GDIM's



White



Wine Merchandisers



Silver Graphics



Stainless



Floral Cases



4-Color Graphics



G4SM's

SIGN GRAPHICS

True Stripe Signs are standard on all GDM models. GDIM models, Floral Cases, Wine Merchandisers, and G4SM's come standard with the signs pictured far right. Alternative signs available at no charge if indicated at the time order is placed and shipped from factory. If sign is ordered after unit leaves the factory an upcharge will apply.

Plain white, plain black, & stainless steel signs are available upon request for most models.

Custom signs/graphics available. Please contact factory for details and pricing.

Silver GRAPHICS

- Item #: S-SCBV
- Item #: S-SCJ
- Item #: S-SCW
- Item #: S-SED
- Item #: S-SSD
- Item #: S-SCB
- Item #: S-SW
- Item #: S-SCM
- Item #: S-SMD
- Item #: S-SSS
- Item #: S-SDF
- Item #: S-SS
- Item #: S-SFS
- Item #: S-SD
- Item #: S-SFRF

REFRIGERATOR MODELS

	5/5PT-LD	6/7-LD	9-LD	10/10PT/12-LD	14RF-LD	19T/23-LD	23RF-LD	26-LD	30-LD/36SL-LD	33/35-LD	33CPT/54-LD	33SSL-54-LD	35SL-RF-LD	37-LD	41/41SL-LD	41SL-54/60-LD	41CPT-48-LD	43-LD	45/47-LD	49-LD	69-LD	72-LD	TAC-14GS-LD	TAC-30/30GS-LD	TAC-36-LD	TAC-48/48GS-LD	TAC-72-LD
	•	•	•	•	•	•	•	•	•	•	•	•	•	•	•	•	•	•	•	•	•	•	•	•	•	•	•
					•	•	•	•	•	•	•	•	•	•	•	•	•	•	•	•	•	•	•	•	•	•	•
	•	•	•	•	•	•	•	•	•	•	•	•	•	•	•	•	•	•	•	•	•	•	•	•	•	•	•
	•	•	•	•	•	•	•	•	•	•	•	•	•	•	•	•	•	•	•	•	•	•	•	•	•	•	•
					•	•	•	•	•	•	•	•	•	•	•	•	•	•	•	•	•	•	•	•	•	•	•
	•	•	•	•	•	•	•	•	•	•	•	•	•	•	•	•	•	•	•	•	•	•	•	•	•	•	•
															•	•	•	•	•	•	•	•	•	•	•	•	•
	•	•	•	•	•	•	•	•	•	•	•	•	•	•	•	•	•	•	•	•	•	•	•	•	•	•	•
					•	•	•	•	•	•	•	•	•	•	•	•	•	•	•	•	•	•	•	•	•	•	•
	•	•	•	•	•	•	•	•	•	•	•	•	•	•	•	•	•	•	•	•	•	•	•	•	•	•	•
					•	•	•	•	•	•	•	•	•	•	•	•	•	•	•	•	•	•	•	•	•	•	•
					•	•	•	•	•	•	•	•	•	•	•	•	•	•	•	•	•	•	•	•	•	•	•
	•	•	•	•	•	•	•	•	•	•	•	•	•	•	•	•	•	•	•	•	•	•	•	•	•	•	•
					•	•	•	•	•	•	•	•	•	•	•	•	•	•	•	•	•	•	•	•	•	•	•
					•	•	•	•	•	•	•	•	•	•	•	•	•	•	•	•	•	•	•	•	•	•	•

4-Color GRAPHICS

- Item #: S-CCBV
- Item #: S-CCJ
- Item #: S-CCW
- Item #: S-CED
- Item #: S-CSD
- Item #: S-CCB
- Item #: S-CW
- Item #: S-CCM
- Item #: S-CMD
- Item #: S-CSS
- Item #: S-CDF
- Item #: S-CS
- Item #: S-CFS
- Item #: S-CD
- Item #: S-CFRF

FREEZER MODELS

	GDIM-26NF-LD	GDIM-49NF-LD	5F-LD	7F-LD	10F-LD	12F-LD	19TF/23F-LD	26F-LD	35F-LD	43F-LD	49F-LD	72F-LD
					•	•	•	•	•	•	•	•
					•	•	•	•	•	•	•	•
	•											

- Item #: S-SFZF
- Item #: S-SIC
- Item #: S-SI

- Item #: S-CFZF
- Item #: S-CIC
- Item #: S-CI

• AVAILABLE
 □ NOT AVAILABLE

Availability subject to change, consult factory for details

Upcharges may apply.

HORIZONTALS	STAINLESS INTERIOR LIST UPCHARGE	STAINLESS BACK LIST UPCHARGE
TSSU/TUC/TWT-27, 36, 48	See Price List	See Price List
TSSU/TUC/TWT-60, 72	See Price List	See Price List
TPP/TUC/TWT-44	See Price List	See Price List
TPP/TUC/TWT-60, 67	See Price List	See Price List
TPP/TUC/TWT-93	See Price List	See Price List
TPP/TUC/TWT-119	See Price List	See Price List
TRCB-36,48,52, 72	See Price List	See Price List
TRCB-82	See Price List	See Price List
TRCB-96, 110	See Price List	See Price List
TSID-36/48/L	See Price List	See Price List
TSID-72/L	See Price List	See Price List
TSID-96	See Price List	See Price List
TBB/TDD-1	See Price List	See Price List
TBB/TDD-2, 3	See Price List	See Price List
TBB/TDD-4	See Price List	See Price List
TBB-24-48	See Price List	See Price List
TBB-24-60, 72	See Price List	See Price List
TD-24, 36, 50	See Price List	See Price List
TD-65, 80	See Price List	See Price List
TD-95	See Price List	See Price List
T-24/36/50-GC	See Price List	See Price List

UPRIGHTS	STAINLESS INTERIOR LIST UPCHARGE	STAINLESS BACK LIST UPCHARGE
1 - Door	See Price List	See Price List
2 - Door	See Price List	See Price List
3 - Door	See Price List	See Price List

Note: Uprights include T, TH, TS, and TSD Series only.

INTERNATIONAL VOLTAGE UPCHARGES (SEE PRICE LIST)

REFRIGERATORS		
MODEL	208/230V/60HZ	230/240V/50HZ
1/2 HP	Consult the Price List	
1/3 HP		
1/4 HP		
FREEZERS		
MODEL	208/230V/60HZ	230/240V/50HZ
T-12F		
T-19F		
T-19FZ		
T-23F		
T-23FG		
T-35F		
T-49F	Consult the Price List	
T-49FG		
T-72F		
TWT-27F		
TWT-48F		
TWT-60F		
TUC-27F		
TUC-48F		
TUC-60F		
GDM-23F		
GDM-49F		
GDM-72F		
DELI & GLASS CHILLERS		
MODEL	208/230V/60HZ	230/240V/50HZ
TSID-48	Consult the Price List	
TSID-72		
TSID-96		
TDBD-72		
T-24-GC		
T-36-GC		
T-50-GC		
DUAL TEMPERATURE UNITS		
MODEL	208/230V/60HZ	230/240V/50HZ
T-23DT	Consult the Price List	
T-49DT		
HORIZONTAL FREEZERS		
MODEL	208/230V/60HZ	230/240V/50HZ
TFM-29FL	Consult the Price List	
TFM-41FL		
TFM-51FL		
TFM-29AL		

Consult factory for voltage availability.

Model	Page	Model	Page	Model	Page
G4SM-23-LD	95	GDM-47RL-LD	91	STA2H-2G	45
G4SM-23PT-LD	95	GDM-49-LD	89	STA2H-2S	45
G4SM-23FC-LD	99	GDM-49-RC-LD	152	STA2H-4HG	45
G4SM-23-RGS-LD	95	GDM-49F-LD	93	STA2H-4HS	45
GDIM-26NT-LD	93	GDM-49F-RC-LD	152	STA2HPT-2G-2S	45
GDIM-49NT-LD	93	GDM-49FC-LD	99	STA2HPT-2S-2S	45
GDM-5-LD	97	GDM-49RL-LD	89	STA2HRI-2S	49
GDM-5-S-LD	97	GDM-69-LD	91	STA2HRT-2S-2S	49
GDM-5F-LD	93	GDM-69FC-LD	99	STA2R-2G	37
GDM-5PT-LD	97	GDM-72-LD	89	STA2R-2HG/2HS	37
GDM-5PT-S-LD	97	GDM-72-RC-LD	152	STA2R-2S	37
GDM-6-LD	97	GDM-72F-LD	93	STA2R-4HG	37
GDM-7-LD	97	GDM-72F-RC-LD	152	STA2R-4HS	37
GDM-7-S-LD	97	GDM-72FC-LD	99	STA2RPT-2G-2G	39
GDM-7F-LD	93	GEM-23-LD	95	STA2RPT-2G-2S	39
GDM-9-LD	97	GEM-23FC-LD	99	STA2RPT-2HG/2HS-2G	39
GDM-9-S-LD	97	STM1F-1S	33	STA2RPT-2HG/2HS-2S	39
GDM-10-LD	89	STM1F-2HS	33	STA2RPT-2S-2G	39
GDM-10-LD WHT WHTRM	101	STM1R-1S	33	STA2RPT-2S-2S	39
GDM-10F-LD	93	STM1R-2HS	33	STA2RPT-4HG-2G	39
GDM-10F-LD WHT WHTRM	101	STM2F-2S	33	STA2RPT-4HG-2S	39
GDM-10PT-LD	89	STM2F-4HS	33	STA2RPT-4HS-2G	39
GDM-10SSL-LD	89	STM2R-2S	33	STA2RPT-4HS-2S	39
GDM-12-LD	89	STM2R-4HS	33	STA2RRI-2G	47
GDM-12-LD WHT WHTRM	101	STA1DT-2HS	43	STA2RRI-2S	47
GDM-12F-LD	93	STA1F-1G	41	STA2RRI89-2S	47
GDM-12F-LD WHT WHTRM	101	STA1F-1S	41	STA2RRT-2G-2S	47
GDM-12FC-LD	99	STA1F-2HG	41	STA2RRT-2S-2S	47
GDM-14RF-LD	91	STA1F-2HS	41	STA2RRT89-2S-2S	47
GDM-15-LD	89	STA1FPT-1S-1S	41	STA3F-3S	41
GDM-19T-LD	89	STA1FPT-2HS-2HS	41	STA3F-6HS	41
GDM-19T-F-LD	93	STA1FRI-1S	47	STA3R-3G	37
GDM-19T-F-LD WHT WHTRM	101	STA1H-1G	45	STA3R-3S	37
GDM-19T-LD WHT WHTRM	101	STA1H-1S	45	STA3R-6HS	37
GDM-23-LD	89	STA1H-2HG	45	STG1DT-2HS	43
GDM-23-LD WHT WHTRM	101	STA1H-2HS	45	STG1F-1G	41
GDM-23-RC-LD	152	STA1HPT-1G-1S	45	STG1F-1S	41
GDM-23F-LD	93	STA1HPT-1S-1S	45	STG1F-2HG	41
GDM-23F-LD WHT WHTRM	101	STA1HRI-1S	49	STG1F-2HS	41
GDM-23F-RC-LD	152	STA1HRI89-1S	49	STG1FPT-1S-1S	41
GDM-23FC-LD	99	STA1HRT-1S-1S	49	STG1FPT-2HS-2HS	41
GDM-23FC-RF-LD	91	STA1HRT89-1S-1S	49	STG1FRI-1S	47
GDM-23RF-LD	91	STA1R-1G	37	STG1H-1G	45
GDM-23W-LD	99	STA1R-1HG/1HS	37	STG1H-1S	45
GDM-23W-RF-LD	99	STA1R-1S	37	STG1H-2HG	45
GDM-26-LD	89	STA1R-2HG	37	STG1H-2HS	45
GDM-26-LD WHT WHTRM	101	STA1R-2HS	37	STG1HPT-1G-1S	45
GDM-26F-LD	93	STA1RPT-1G-1G	39	STG1HPT-1S-1S	45
GDM-26F-LD WHT WHTRM	101	STA1RPT-1G-1S	39	STG1HRI-1S	49
GDM-30-LD	97	STA1RPT-1HG/1HS-1G	39	STG1HRI89-1S	49
GDM-33-LD	91	STA1RPT-1HG/1HS-1S	39	STG1HRT-1S-1S	49
GDM-33CPT-LD	97	STA1RPT-1S-1G	39	STG1HRT89-1S-1S	49
GDM-33CPT-54-LD	97	STA1RPT-1S-1S	39	STG1R-1G	37
GDM-33SSL-54-LD	97	STA1RPT-2HG-1G	39	STG1R-1HG/1HS	37
GDM-35-LD	89	STA1RPT-2HG-1S	39	STG1R-1S	37
GDM-35F-LD	93	STA1RPT-2HS-1G	39	STG1R-2HG	37
GDM-35SL-RF-LD	91	STA1RPT-2HS-1S	39	STG1R-2HS	37
GDM-36SL-LD	97	STA1RRI-1G	47	STG1RPT-1G-1G	39
GDM-37-LD	91	STA1RRI-1S	47	STG1RPT-1G-1S	39
GDM-41-LD	91	STA1RRI89-1S	47	STG1RPT-1HG/1HS-1G	39
GDM-41SL-LD	91	STA1RRT-1G-1S	47	STG1RPT-1HG/1HS-1S	39
GDM-41SL-54-LD	97	STA1RRT-1S-1S	47	STG1RPT-1S-1G	39
GDM-41SL-60-LD	97	STA1RRT89-1S-1S	47	STG1RPT-1S-1S	39
GDM-43-LD	89	STA2DT-2S	43	STG1RPT-2HG-1G	39
GDM-43F-LD	93	STA2DT-4HS	43	STG1RPT-2HG-1S	39
GDM-45-LD	91	STA2F-2S	41	STG1RPT-2HS-1G	39
GDM-47-LD	91	STA2F-4HS	41	STG1RPT-2HS-1S	39
GDM-47FC-LD	99	STA2FRI-2S	47	STG1RRI-1G	47

Model	Page	Model	Page	Model	Page
STG1RRI-1S	47	STR1RPT-1G-1S	39	T-23F	23
STG1RRI89-1S	47	STR1RPT-1HG/1HS-1G	39	T-23F-2	23
STG1RRT-1G-1S	47	STR1RPT-1HG/1HS-1S	39	T-23F-RC	152
STG1RRT-1S-1S	47	STR1RPT-1S-1G	39	T-23FG	23
STG1RRT89-1S-1S	47	STR1RPT-1S-1S	39	T-23G	21
STG2DT-2S	43	STR1RPT-2HG-1G	39	T-23G-2	21
STG2DT-4HS	43	STR1RPT-2HG-1S	39	T-23PT	21
STG2F-2S	41	STR1RPT-2HS-1G	39	T-24-GC	137
STG2F-4HS	41	STR1RPT-2HS-1S	39	T-24-GC-S	137
STG2FRI-2S	47	STR1RRI-1G	47	T-35	21
STG2H-2G	45	STR1RRI-1S	47	T-35F	23
STG2H-2S	45	STR1RRI89-1S	47	T-35G	21
STG2H-4HG	45	STR1RRT-1G-1S	47	T-36-GC	137
STG2H-4HS	45	STR1RRT-1S-1S	47	T-36-GC-S	137
STG2HPT-2G-2S	45	STR1RRT89-1S-1S	47	T-43	21
STG2HPT-2S-2S	45	STR2DT-2S	43	T-43F	23
STG2HRI-2S	49	STR2DT-4HS	43	T-49	21
STG2HRT-2S-2S	49	STR2F-2S	41	T-49-2-G-2	21
STG2R-2G	37	STR2F-4HS	41	T-49-4	21
STG2R-2HG/2HS	37	STR2FRI-2S	47	T-49-RC	152
STG2R-2S	37	STR2H-2G	45	T-49DT	25
STG2R-4HG	37	STR2H-2S	45	T-49DT-4	25
STG2R-4HS	37	STR2H-4HG	45	T-49F	23
STG2RPT-2G-2G	39	STR2H-4HS	45	T-49F-4	23
STG2RPT-2G-2S	39	STR2HPT-2G-2S	45	T-49F-RC	152
STG2RPT-2HG/2HS-2G	39	STR2HPT-2S-2S	45	T-49FG	23
STG2RPT-2HG/2HS-2S	39	STR2HRI-2S	49	T-49G	21
STG2RPT-2S-2G	39	STR2HRT-2S-2S	49	T-49G-4	21
STG2RPT-2S-2S	39	STR2R-2G	37	T-50-GC	137
STG2RPT-4HG-2G	39	STR2R-2HG/2HS	37	T-50-GC-S	137
STG2RPT-4HG-2S	39	STR2R-2S	37	T-72	21
STG2RPT-4HS-2G	39	STR2R-4HG	37	T-72-6	21
STG2RPT-4HS-2S	39	STR2R-4HS	37	T-72-RC	152
STG2RRI-2G	47	STR2RPT-2G-2G	39	T-72F	23
STG2RRI-2S	47	STR2RPT-2G-2S	39	T-72F-RC	152
STG2RRI89-2S	47	STR2RPT-2HG/2HS-2G	39	T-72FG	23
STG2RRT-2G-2S	47	STR2RPT-2HG/2HS-2S	39	T-72G	21
STG2RRT-2S-2S	47	STR2RPT-2S-2G	39	TAC-14GS-LD	105
STG2RRT89-2S-2S	47	STR2RPT-2S-2S	39	TAC-30-LD	105
STG3F-3S	41	STR2RPT-4HG-2G	39	TAC-30GS-LD	105
STG3F-6HS	41	STR2RPT-4HG-2S	39	TAC-36-LD	105
STG3R-3G	37	STR2RPT-4HS-2G	39	TAC-48-LD	105
STG3R-3S	37	STR2RPT-4HS-2S	39	TAC-48GS-LD	105
STG3R-6HS	37	STR2RRI-2G	47	TAC-48SM-LD	105
STR1DT-2HS	43	STR2RRI-2S	47	TAC-72-LD	105
STR1F-1G	41	STR2RRI89-2S	47	TBB-1	131
STR1F-1S	41	STR2RRT-2G-2S	47	TBB-1-S	131
STR1F-2HG	41	STR2RRT-2S-2S	47	TBB-2	131
STR1F-2HS	41	STR2RRT89-2S-2S	47	TBB-2-S	131
STR1FPT-1S-1S	41	STR3F-3S	41	TBB-2G-LD	131
STR1FPT-2HS-2HS	41	STR3F-6HS	41	TBB-2G-S-LD	131
STR1FRI-1S	47	STR3R-3G	37	TBB-3	131
STR1H-1G	45	STR3R-3S	37	TBB-3-S	131
STR1H-1S	45	STR3R-6HS	37	TBB-3G-LD	131
STR1H-2HG	45	T-12	21	TBB-3G-S-LD	131
STR1H-2HS	45	T-12F	23	TBB-4	131
STR1HPT-1G-1S	45	T-12FG	23	TBB-4-S	131
STR1HPT-1S-1S	45	T-12G	21	TBB-4G-LD	131
STR1HRI-1S	49	T-19	21	TBB-4G-S-LD	131
STR1HRI89-1S	49	T-19F	23	TBB-4PT	131
STR1HRT-1S-1S	49	T-19FZ	23	TBB-4PT-S	131
STR1HRT89-1S-1S	49	T-19G	21	TBB-24-48	133
STR1R-1G	37	T-23	21	TBB-24-48-S	133
STR1R-1HG/1HS	37	T-23-1-G-1	21	TBB-24-48FR	133
STR1R-1S	37	T-23-2	21	TBB-24-48FR-S	133
STR1R-2HG	37	T-23-RC	152	TBB-24-48G-LD	133
STR1R-2HS	37	T-23DT	25	TBB-24-48G-S-LD	133
STR1RPT-1G-1G	39	T-23DT-G	25	TBB-24-48G-SD-LD	135

Model	Page	Model	Page	Model	Page
TBB-24-48G-SD-S-LD	135	TDBD-48-4	119	TMC-49-S-DS	85
TBB-24-60	133	TDBD-72-2	119	TMC-49-S-DS-SS	85
TBB-24-60G-LD	133	TDBD-72-4	119	TMC-49-S-SS	85
TBB-24-60-S	133	TDBD-96-3	119	TMC-49-SS	85
TBB-24-60FR	133	TDBD-96-6	119	TMC-58	85
TBB-24-60FR-S	133	TDC-27	113	TMC-58-DS	85
TBB-24-60G-S-LD	133	TDC-47	113	TMC-58-DS-SS	85
TBB-24-60G-SD-LD	135	TDC-47-CG	113	TMC-58-S	85
TBB-24-60G-SD-S-LD	135	TDC-67	113	TMC-58-S-DS	85
TBB-24-72	133	TDC-87	113	TMC-58-S-DS-SS	85
TBB-24-72-S	133	TDD-1	129	TMC-58-S-SS	85
TBB-24-72FR	133	TDD-1-S	129	TMC-58-SS	85
TBB-24-72FR-S	133	TDD-2	129	TPP-44	59
TBB-24-72G-LD	133	TDD-2-S	129	TPP-44D-2	59
TBB-24-72G-S-LD	133	TDD-2CT	129	TPP-60	59
TBB-24-72G-SD-LD	135	TDD-2CT-S	129	TPP-60D-2	59
TBB-24-72G-SD-S-LD	135	TDD-3	129	TPP-67	59
TBB-24GAL-48	133	TDD-3-S	129	TPP-67D-2	59
TBB-24GAL-48-S	133	TDD-3CT	129	TPP-67D-4	59
TBB-24GAL-48G-LD	133	TDD-3CT-S	129	TPP-93	59
TBB-24GAL-48G-S-LD	133	TDD-4	129	TPP-93D-2	59
TBB-24GAL-60	133	TDD-4-S	129	TPP-93D-4	59
TBB-24GAL-60-S	133	TDD-4CT	129	TPP-93D-6	59
TBB-24GAL-60G-LD	133	TDD-4CT-S	129	TPP-119	59
TBB-24GAL-60G-S-LD	133	TFM-29AL	111	TPP-119D-2	59
TBB-24GAL-72	133	TFM-29FL	111	TPP-119D-4	59
TBB-24GAL-72-S	133	TFM-41AL	111	TPP-119D-6	59
TBB-24GAL-72G-LD	133	TFM-41FL	111	TPP-119D-8	59
TBB-24GAL-72G-S-LD	133	TFM-51AL	111	TRCB-36	81
TCGD-31	125	TFM-51FL	111	TRCB-48	81
TCGD-36	125	TFP-32-12M	61	TRCB-52	81
TCGD-50	125	TFP-32-12M-D-2	61	TRCB-52-60	81
TCGD-59	125	TFP-48-18M	61	TRCB-72	81
TCGD-77	125	TFP-48-18M-D-2	61	TRCB-79	81
TCGDZ-50	123	TFP-48-18M-D-4	61	TRCB-79-86	81
TCGDZ-59	123	TFP-64-24M	61	TRCB-82	81
TCGG-36	121	TFP-64-24M-D-2	61	TRCB-82-84	81
TCGG-36-S	121	TFP-64-24M-D-4	61	TRCB-82-86	81
TCGG-48	121	TFP-72-30M	61	TRCB-96	81
TCGG-48-S	121	TFP-72-30M-D-2	61	TRCB-110	81
TCGG-60	121	TFP-72-30M-D-4	61	TS-23	29
TCGG-60-S	121	TFP-72-30M-D-6	61	TS-23-1-G-1	29
TCGG-72	121	TH-23	27	TS-23-2	29
TCGG-72-S	121	TH-23G	27	TS-23F	31
TCGR-31	123	THAC-36	107	TS-23F-2	31
TCGR-36	123	THAC-36-S	107	TS-23FG	31
TCGR-50	123	THAC-36DG-LD	107	TS-23G	29
TCGR-50-CD	123	THAC-48	107	TS-23G-2	29
TCGR-59	123	THAC-48-S	107	TS-35	29
TCGR-59-CD	123	THAC-60	107	TS-35F	31
TCGR-77	123	THAC-60-S	107	TS-43	29
TCGR-77-CD	123	THDC-2SF	113	TS-43F	31
TD-24-7	137	THDC-4	113	TS-49	29
TD-24-7-S	137	THDC-4SF	113	TS-49-2-G-2	29
TD-36-12	137	THDC-6	113	TS-49-4	29
TD-36-12-S	137	THDC-8	113	TS-49F	31
TD-50-18	137	TMC-34	85	TS-49F-4	31
TD-50-18-S	137	TMC-34-DS	85	TS-49FG	31
TD-65-24	137	TMC-34-DS-SS	85	TS-49G	29
TD-65-24-S	137	TMC-34-S	85	TS-49G-4	29
TD-80-30	137	TMC-34-S-DS	85	TS-72	29
TD-80-30-S	137	TMC-34-S-DS-SS	85	TS-72-6	29
TD-95-38	137	TMC-34-S-SS	85	TS-72F	31
TD-95-38-S	137	TMC-34-SS	85	TS-72FG	31
TDB-24-48	135	TMC-49	85	TS-72G	29
TDB-24-48-1-G-1-LD	135	TMC-49-DS	85	TSD-9G-LD	25
TDB-24-48G-LD	135	TMC-49-DS-SS	85	TSD-33	25
TDBD-48-2	119	TMC-49-S	85	TSD-33G-LD	25

QUICK REFERENCE GUIDE

Model	Page	Model	Page	Model	Page
TSD-47	25	TSSU-72-8	53	TUC-60F-ADA	69
TSD-47G-LD	25	TSSU-72-8-ADA	57	TUC-60F-LP	69
TSD-69	25	TSSU-72-10	53	TUC-60G	65
TSD-69G-LD	25	TSSU-72-10-ADA	57	TUC-60G-ADA	69
TSID-36-2	117	TSSU-72-12	53	TUC-60G-LP	69
TSID-36-4	117	TSSU-72-12-ADA	57	TUC-60-32	67
TSID-48-2	117	TSSU-72-12M-B	55	TUC-60-32D-2	67
TSID-48-2-L	117	TSSU-72-12M-B-ADA	57	TUC-60-32F	67
TSID-48-4	117	TSSU-72-15M-B	55	TUC-67	67
TSID-48-4-L	117	TSSU-72-15M-B-ADA	57	TUC-67D-2	67
TSID-72-3	117	TSSU-72-16	53	TUC-67D-4	67
TSID-72-3-L	117	TSSU-72-16-ADA	57	TUC-67F	67
TSID-72-6	117	TSSU-72-18	53	TUC-72	65
TSID-72-6-L	117	TSSU-72-18-ADA	57	TUC-72-ADA	69
TSID-96-3	117	TSSU-72-18M-B	55	TUC-93	67
TSID-96-6	117	TSSU-72-18M-B-ADA	57	TUC-93D-2	67
TSSU-27-8	53	TSSU-72-24M-B-ST	55	TUC-93D-4	67
TSSU-27-8-ADA	57	TSSU-72-24M-B-ST-ADA	57	TUC-93D-6	67
TSSU-27-8D-2	53	TSSU-72-30M-B-DS-ST	55	TWT-27	73
TSSU-27-8D-2-ADA	57	TSSU-72-30M-B-DS-ST-ADA	57	TWT-27-ADA	77
TSSU-27-12M-B	55	TSSU-72-30M-B-ST	55	TWT-27D-2	73
TSSU-27-12M-B-ADA	57	TSSU-72-30M-B-ST-ADA	57	TWT-27D-2-ADA	77
TSSU-27-12M-C	55	TUC-24	65	TWT-27F	73
TSSU-27-12M-C-ADA	57	TUC-27	65	TWT-36	73
TSSU-36-8	53	TUC-27-ADA	69	TWT-36-ADA	77
TSSU-36-8-ADA	57	TUC-27-LP	69	TWT-44	75
TSSU-36-12M-B	55	TUC-27D-2	65	TWT-44D-2	75
TSSU-36-12M-B-ADA	57	TUC-27D-2-ADA	69	TWT-44F	75
TSSU-48-8	53	TUC-27D-2-LP	69	TWT-48	73
TSSU-48-8-ADA	57	TUC-27F	65	TWT-48-ADA	77
TSSU-48-10	53	TUC-27F-ADA	69	TWT-48D-2	73
TSSU-48-10-ADA	57	TUC-27F-D-2	65	TWT-48D-2-ADA	77
TSSU-48-12	53	TUC-27F-LP	69	TWT-48D-4	73
TSSU-48-12-ADA	57	TUC-27G	65	TWT-48D-4-ADA	77
TSSU-48-12D-2	53	TUC-27G-ADA	69	TWT-48F	73
TSSU-48-12D-2-ADA	57	TUC-27G-LP	69	TWT-60	73
TSSU-48-12D-4	53	TUC-36	65	TWT-60-ADA	77
TSSU-48-12D-4-ADA	57	TUC-36-ADA	69	TWT-60D-2	73
TSSU-48-12M-B	55	TUC-36-LP	69	TWT-60D-2-ADA	77
TSSU-48-12M-B-ADA	57	TUC-44	67	TWT-60D-4	73
TSSU-48-15M-B	55	TUC-44D-2	67	TWT-60D-4-ADA	77
TSSU-48-15M-B-ADA	57	TUC-44F	67	TWT-60F	73
TSSU-48-18M-B	55	TUC-48	65	TWT-60-32	75
TSSU-48-18M-B-ADA	57	TUC-48-ADA	69	TWT-60-32D-2	75
TSSU-60-8	53	TUC-48-LP	69	TWT-60-32F	75
TSSU-60-8-ADA	57	TUC-48D-2	65	TWT-67	75
TSSU-60-10	53	TUC-48D-2-ADA	69	TWT-67D-2	75
TSSU-60-10-ADA	57	TUC-48D-2-LP	69	TWT-67D-4	75
TSSU-60-12	53	TUC-48D-4	65	TWT-67F	75
TSSU-60-12-ADA	57	TUC-48D-4-ADA	69	TWT-72	73
TSSU-60-12M-B	55	TUC-48D-4-LP	69	TWT-72-ADA	77
TSSU-60-12M-B-ADA	57	TUC-48F	65	TWT-93	75
TSSU-60-15M-B	55	TUC-48F-ADA	69	TWT-93D-2	75
TSSU-60-15M-B-ADA	57	TUC-48F-D-4	65	TWT-93D-4	75
TSSU-60-16	53	TUC-48F-LP	69	TWT-93D-6	75
TSSU-60-16-ADA	57	TUC-48G	65		
TSSU-60-16-DS-ST	53	TUC-48G-ADA	69		
TSSU-60-16-DS-ST-ADA	57	TUC-48G-LP	69		
TSSU-60-16D-2	53	TUC-60	65		
TSSU-60-16D-2-ADA	57	TUC-60-ADA	69		
TSSU-60-16D-4	53	TUC-60-LP	69		
TSSU-60-16D-4-ADA	57	TUC-60D-2	65		
TSSU-60-18M-B	55	TUC-60D-2-ADA	69		
TSSU-60-18M-B-ADA	57	TUC-60D-2-LP	69		
TSSU-60-24M-B-DS-ST	55	TUC-60D-4	65		
TSSU-60-24M-B-DS-ST-ADA	57	TUC-60D-4-ADA	69		
TSSU-60-24M-B-ST	55	TUC-60D-4-LP	69		
TSSU-60-24M-B-ST-ADA	57	TUC-60F	65		



PRODUCT FAMILY VIDEOS



TRADITIONAL REACH-IN REFRIGERATOR,
FREEZER & HEATED CABINET



GLASS DOOR MERCHANDISER REFRIGERATOR



TRUE FOOD PREP TABLES



UNDERCOUNTER/WORKTOP REFRIGERATOR & FREEZER



SANDWICH/SALAD FOOD PREP TABLE
REFRIGERATOR



CHEF BASE REFRIGERATOR



PIZZA PREP TABLE REFRIGERATOR



BACK BAR & DIRECT DRAW REFRIGERATOR



24" BACK BAR REFRIGERATOR



SPECIFICATION SERIES REFRIGERATOR & FREEZER



HORIZONTAL BOTTLE COOLERS &
GLASS & PLATE CHILLERS/FROSTERS



HORIZONTAL FREEZERS & DIPPING CABINETS



PRODUCT SPECIFIC VIDEOS



T-49 REFRIGERATOR



TSSU-48-12 REFRIGERATOR



GDM-23 REFRIGERATOR



STR1R-1S REFRIGERATOR



TUC/TWT-48 REFRIGERATOR

GO TO THE APP STORE AND SEARCH "QR SCAN" TO DOWNLOAD YOUR QR READER AND THEN SCAN THE VIDEO OF YOUR CHOICE.

QR CODES



MAINTENANCE VIDEO SERIES



BACK BAR & DIRECT DRAW REFRIGERATOR
CONDENSER CLEANING



CHEF BASE CONDENSER CLEANING



TRUE MILK COOLER CONDENSER CLEANING



UPRIGHT REFRIGERATOR & FREEZER
CONDENSER CLEANING



TUC/TWT/TSSU CONDENSER CLEANING



HORIZONTAL BOTTLE COOLERS & GLASS & PLATE
CHILLERS/FROSTERS CONDENSER CLEANING



UPRIGHT REFRIGERATOR & FREEZER
ELECTRICAL



UPRIGHT REFRIGERATOR & FREEZER
LIGHTING REPLACEMENT



UPRIGHT REFRIGERATOR & FREEZER
GASKET CARE & REPLACEMENT



UPRIGHT REFRIGERATOR & FREEZER LEVELING



CHEF BASE REFRIGERATORS LEVELING



UNDERCOUNTER/WORKTOP/FOOD PREP LEVELING



UPRIGHT REFRIGERATOR & FREEZER
SWING DOOR TENSION ADJUSTMENT



CHECK OUT OUR YOUTUBE CHANNEL FOR ALL
THE LATEST VIDEOS THAT TRUE HAS TO OFFER.





TRUE FOOD INTERNATIONAL, INC.

2001 East Terra Lane • O'Fallon, MO 63366-4434, USA

US Tel: +1 636 240 2400 • US Fax: +1 636 272 7546

US Toll Free: +1 800 325 6152 • Mexico Toll Free: +1 800 325 6152

www.truefmfg.com • trueintl@truefmfg.com

True Manufacturing continues to be the nation's leading producer, dominating the market in commercial refrigeration for 70 years. Dedicated to our customers and global partnerships, we thrive to exceed all expectations.



EQUIPMENT

Solid/Glass Door Reach-In Refrigerators
Solid/Glass Door Pass-Thru Refrigerators
Solid/Glass Door Reach-In Freezers
Solid Door Pass-Thru Freezers
Slide Door Reach-In Refrigerators
Dual Temperature Solid Door Reach-In's
Heated Cabinets
All Stainless Steel Solid/Glass Door Refrigerators
All Stainless Steel Solid/Glass Door Freezers
Roll-In Refrigerators/Freezers
Roll-Thru Refrigerators
Roll-In/Roll-Thru Heated Cabinets
Sandwich/Salad Units

Pizza Prep Tables
Food Prep Tables
Undercounter Refrigerators/Freezers
Worktop Refrigerators/Freezers
Chef Bases
Milk Coolers
Glass Door Refrigerators/Freezers
Wine Merchandisers
Glass Door Radius Front Refrigerators
Ice Merchandisers
Convenience Store Merchandisers
Counter-Top Merchandisers
Floral Case Merchandisers

Horizontal Freezers
Dipping Cabinets
Vertical Air Curtains
Horizontal Air Curtains
Display Cases
Direct Draw Beer Dispensers
Club Tops
Back Bar Coolers
Combination Direct Draw/Back Bar
Horizontal Bottle Coolers
Glass & Plate Chillers/Frosters
Remote Solid Door Refrigerators/Freezers
Remote Glass Door Refrigerators/Freezers