


Speed Queen®

Commercial Heavy-Duty


Manual Control
Dryers

LES37AWF3000 Electric Dryer

LGS37AWF3080 Gas Dryer



Commercial Built to Last Longer



LES37AWF3000
LGS37AWF3080

Commercial Quality

Built tough to stay that way. The No. 1 supplier of commercial coin-operated laundry equipment, Speed Queen continues to lead in customer satisfaction. Speed Queen Commercial Heavy-Duty manual control washers and dryers feature many of the same rugged, reliable parts found in the coin-operated machines, so they're built to last.

Superior Drying Convenience

- A wide door opening of 0.2 meters² (2.06 sq. ft.) is the industry's largest, offering the convenience of easy loading and unloading.
- Door is reversible for installation flexibility. The upfront lint filter is easy to clean and secured.

Drying and Energy Dynamics

- Durable, white enamel steel cylinder with extra-large 8 kg (18 lb) capacity. The gentle tumble action minimizes wrinkles.
- Quiet, efficient blower system with superior airflow of 6,230 litres/minute (220 cu. ft. per minute) for fast drying and lower operating costs.
- Efficient dryer heating with 21.1 Mj (gas models) and 4,800 Watts (electric models).



Attractive Control Panel

- Commercial Heavy-Duty manual control electric or gas dryers have attractive styling to match topload washers.

Dryer Specifications

	Electric: LES37AWF3000 Gas: LGS37AWF3080
Cylinder Volume - liters (cu. ft.)	198 (7.0)
Width - mm (in)	683 (26 7/8")
Depth - mm (in)	711 (28")
Height* - mm (in)	1092 (43")
Work Surface Height - mm (in)	914 (36")
Weight - kg (lb)	Electric: 59 (130) Gas: 61 (135)
Shipping Weight - kg (lb)	Electric: 64 (140) Gas: 66 (145)
Cycle Time - minutes	45
Motor HP	1/3 HP, 5.5 amps
Cycle/Temperature	Regular/Perm Press Delicate No Heat
Electrical Specifications	Electric: 230/50/1-30 amp Gas: 230/50/1-15 amp
Motor - HP	1/3
Mj per Hour	21.1
Heating Element	4800 W
Type of Gas (Gas Models Only)	Factory-equipped LP gas
Utility Connections - mm (in)	Gas: 9.5 NPT (3/8")
Air Outlet Diameter - mm (in)	102 (4")
Exhaust Airflow*** - liters/sec. (cfm)	105 (220)
Activation	Push-to-Start
Top and Lid Finish	Powder Paint
Colors	White

* Heights may vary slightly depending on leveling adjustments.

** IMPORTANT: Any product revisions or conversions must be made by the Manufacturer's Authorized Dealers, Distributors, or local service personnel.

*** Measured at point of exit from dryer.

At Speed Queen, we're so confident that our heavy-duty commercial washers and dryers are Commercial Built to Last Longer, that we're offering the following limited warranty to prove it: Through three years† — Any part of the washer, dryer or stack dryer. Through five years† — The base and cabinet assembly including top and door, against rust from inside out.

† Parts only. Labor not included. See Speed Queen Warranty Bond for specifics.

For the most accurate information the installation guide should be used for all design and construction purposes. Due to continuous product improvements, design and specifications subject to change without notice. The quality management systems at Alliance Laundry Systems manufacturing facilities are registered as ISO 9001:2000 compliant. Features and certifications may vary by model.

©Copyright 2010 Alliance Laundry Systems LLC



Speed Queen®


Commercial Heavy-Duty

Manual Control
Topload Washer

LWN311SP101NW22 Stainless Steel Washtub



Commercial Built to Last Longer



LWN31 | SPI01NW22

Commercial Quality

Built tough to stay that way. The No. 1 supplier of commercial coin-operated laundry equipment, Speed Queen continues to lead in customer satisfaction. Speed Queen commercial heavy-duty manual control washers feature many of the same rugged, reliable parts found in the coin-operated machines, so they're built to last.

Quality Washer Components

- Long-lasting galvanized steel cabinet.
- Dependable Eversmooth transmission.
- Heavy-duty, 1/2 HP, motor.
- Single-belt drive simplicity.
- Corrosion-resistant polypropylene pump.
- Pump clips for service convenience.
- Unit is 100% front serviceable.
- Seven cycles; three temperatures.
- Adjustable water level control.
- Curved vane agitator with fabric softener dispenser.
- Bleach dispenser.



www.speedqueen.com

All I-0274

Automatic Balance System

- Residents will appreciate the Automatic Balance System (ABS) for smooth and quiet operation, even on wood floors. The ABS provides the industry's best out-of-balance handling, completing wash cycles without interruption.



Multi-Cycle and Temperature Controls

- Speed Queen offers you a user-friendly free-wheeling timer knob for start and cycle selections with energy saver designation.


PolyTuff® Agitator

- High vanes and an extra long 210° agitation stroke deliver superior washability for all load sizes.



Extra-Large Stainless Steel Washtub

- Our durable stainless steel washtub becomes smoother with each use, so clothes are less likely to snag.



Attractive Control Panel

- Commercial manual control topload washers have attractive styling to match electric or gas dryers.

Washer Specifications

	LWN31 SPI01NW22	
Basket Volume - liters (cu. ft.)	94 (3.3)	
Width - mm (in)	651 (25 5/8")	
Depth - mm (in)	711 (28")	
Height* - mm (in)	1092 (43")	
Work Surface Height - mm (in)	914 (36")	
Weight - kg (lb)	82 (180)	
Shipping Weight - kg (lb)	88 (195)	
Cycle Time	27 minutes	
Motor HP	1/2 HP	
Water Consumption litres per cycle	118.9	
Hot Water Usage - litres per cycle	17.8	
Water Pressure - psi (bar)	20 to 120 (1.4/8.3)	
Spin Speed - RPM	710	
Cycle/Temperature	Regular Permanent Press Delicate	Hot Warm Cold
Electrical Specifications	120/50/1-10 amp	
Activation	Pull-to-Start	
Self-Adjusting Rear Legs	Yes	
Top and Lid Finish	Powder Paint	
Colors	White	

* Heights may vary slightly depending on leveling adjustments.

Motor: 1/2 HP reversing, permanently lubricated. Electrical Requirements: Grounded 3-wire, 120V, 50 Hz, 1 Phase, 10 amp circuit separately fused.


At Speed Queen, we're so confident that our heavy-duty commercial washers and dryers are Commercial Built to Last Longer, that we're offering the following limited warranty to prove it: Through three years† — Any part of the washer, dryer or stack dryer. Through five years† — The washer transmission assembly, base and cabinet assembly including top, lid and door, against rust from inside out. Lifetime† — The stainless steel washtub.

† Parts only. Labor not included. See Speed Queen Warranty Bond for specifics.

For the most accurate information the installation guide should be used for all design and construction purposes. Due to continuous product improvements, design and specifications subject to change without notice. The quality management systems at Alliance Laundry Systems manufacturing facilities are registered as ISO 9001:2000 compliant. Features and certifications may vary by model.

©Copyright 2011 Alliance Laundry Systems LLC

Speed Queen®



Limited Warranty - Coverage and Length*

COMMERCIAL AUTOMATIC TOPLOAD WASHER

This limited warranty is extended to the first owner or by warranty transfer to a new owner of an Alliance Laundry Systems commercial automatic washer. We will provide a free replacement for any of the following parts which fails as a result of a defect in material or workmanship for the period shown below from the date of original installation:

- **THREE** years (36 months) limited warranty on complete washer
- **FIVE** years (60 months) limited warranty on transmission assembly
- **FIVE** years (60 months) limited warranty on base and cabinet assembly against rust and corrosion from the inside out
- **LIFETIME** limited warranty on the stainless steel wash tub against rust and corrosion

COMMERCIAL DRYER, STACKED DRYER, COMMERCIAL TUMBLER OR DRYING TUMBLER

This limited warranty is extended to the first owner or by warranty transfer to a new owner of an Alliance Laundry Systems commercial dryer, commercial tumbler or drying tumbler. We will provide a free replacement for any of the following parts which fails as a result of a defect in material or workmanship for the period shown below from the date of original installation:

- **THREE** years (36 months) limited warranty on complete drying tumbler
- **FIVE** years (60 months) limited warranty on base and cabinet assembly against rust and corrosion from the inside out (small dryer only)

HORIZON FRONTLOAD WASHERS OR STACK WASHER/DRYER+

This limited warranty is extended to the first owner or by warranty transfer to a new owner of an Alliance Laundry Systems commercial frontload washer, stacked dryer or washer/dryer. We will provide a free replacement for any of the following parts which fails as a result of a defect in material or workmanship for the period shown below from the date of original installation:

- **THREE** year (36 months) limited warranty on complete frontload washer and dryer
- **FIVE** year (60 months) limited warranty on the bearings and bearing seal assembly
- **FIVE** years (60 months) limited warranty on base and cabinet assembly against rust and corrosion from the inside out
- **LIFETIME** limited warranty on the stainless steel wash basket against rust and corrosion

COMMERCIAL WASHER-EXTRACTOR (SOFTMOUNT AND HARDMOUNT)*

This limited warranty is extended to the first owner or by warranty transfer to a new owner of an Alliance Laundry Systems commercial frontload washer-extractor (softmount and hardmount models). We will provide a free replacement for any of the following parts which fails as a result of a defect in material or workmanship for the period shown from the date of original installation:

- **THREE** year (36 months) limited warranty on complete washer-extractor
- **FIVE** year (60 months) limited warranty for On-Premises Laundry applications (hardmount and softmount washer-extractor) on the frame, cylinder, shaft assembly, bearings and bearing seal assembly.
- **TEN** year (120 months) limited, transferable warranty for Vended (hardmount washer-extractor) on the frame, cylinder, shaft assembly, bearings and bearings seal assembly.

Limited Warranty - Not Covered

We will not provide a replacement of any part which fails for reasons other than defective material or workmanship. This includes, but is not limited to, failure as a result of abuse, misuse, improper installation and transportation damage. We will not pay labor and transportation charges incurred in the replacement of any part. We are not responsible for any consequential and incidental damages resulting from any malfunction. Refer to warranty bond for specifications.

HOW TO OBTAIN REPLACEMENT PARTS UNDER THIS LIMITED WARRANTY

Parts which fail within the warranty period must be ordered from your local authorized Alliance Laundry Systems parts source. To find the closest authorized company, log onto AllianceLaundry.com. Proof of purchase, model number, serial number and defective part (part return – USA only) are required in order to obtain credit.

* See warranty bond for the details and applicable models and countries.

+ Horizon frontload washer, stacked washer/dryer, installed in On-Premises Laundry (OPL) applications are covered under a one-year (12 months) parts only warranty on entire product. Examples of OPL installations include, but are not limited to, prisons, detention centers, military bases, salons, hotels & fitness centers.